



AUT UMN

2025
2026

Dynamic range

Producing a new catalogue is a huge undertaking each time for lots of reasons. And it's not because we can't decide what to choose from the fantastic range!

Flower bulb growers are facing changes in laws and regulations around cultivation, crop protection as well as climate change and sharply rising costs. This means they have to make increasingly difficult decisions about the range of crops to grow on the farm. Some cultivars don't grow well, some cultivars are more susceptible to common flower bulb diseases, and some cultivars are not commercially viable because they take too long to produce the bulb sizes for delivery. Labour is expensive, so larger batches of the same bulbs are often cheaper to process. As a result, nurseries are cutting back on the breadth of the assortment they offer. Sadly, enthusiast growers can no longer keep growing the 'exclusives' from the range.

For Verver Export, this means a huge shift in supply. The new hybrids spotted in recent years are not being cultivated in many cases. The result: a reduced supply of special new cultivars! And it's even harder to compile a product list that only comes into effect until almost two years later. The regular range is also far too dynamic. Unfortunately, we have to produce the catalogue in time and must accept that not everything in the catalogue will actually be available in season. We appreciate your understanding as we're sure that cancelling our catalogue is out of the question!

We hope you continue to enjoy this beautiful issue,

Tijmen Verver



The interior is made from paper that has been awarded the eco label by the European Union, reg. no FI/11/1, furnished by UPM.



12



13



22



37



53



59



85



131



142



191



200



196

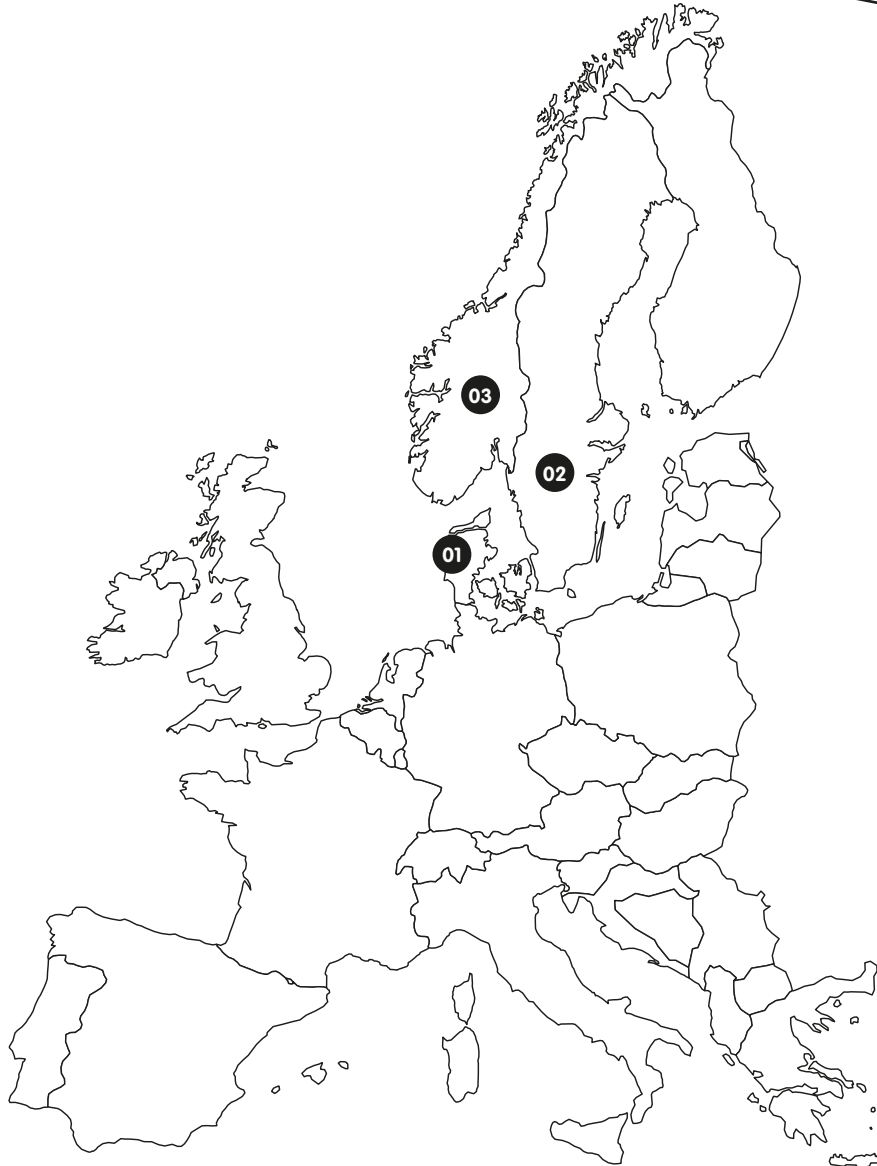


Team Verver Export Reports	4
The magic of (early) crocuses!	78
Biobol Association	156
Green Network Initiatives	184
Zones Inspiration	6
	7, 127, 141, 193, 197
Bio Bulbs	10
The Happies	18
Our Mixtures	20
Our Varieties	52
Tulips	53
Hyacinths	80
Crocuses	84
Narcissi	86
Other flower bulbs	94
Historical flower bulbs	108
Connect	110
Mechanical Planting	126
Early Birds	130
Value for Money	142
Flower Meadows	148
Bestsellers	158
Bee Wise	168
Long Flowering Period	178
Technical Advice	128, 147, 182, 187, 192, 202
Sustainable	186
Tram Vivas	188
Tram Prairie	194
Tram Robuste	198
Index / Flowering schedule	203
The Pictographs	211

Team Verver Export

Find the contact details of your regional manager at www.ververexport.com!

www.ververexport.com



01 Denmark
Proplant.dk ApS
Henrik Thomsen
+45 939 42121
info@proplant.dk
www.ververexport.com

02 Sweden
Mölltorps Utemiljö &
Handelsträdgård AB
Lena Kraklind
+46 505 30752
garden@molltorp.com
www.ververexport.se

Capsicum AB
Jan Hveem
+46 70 588 66 65
jan.hveem@gmail.com
www.ververexport.se

Visingsöapplen
Janne Petersson
+46 70 840 27 80
info@visingsoapplen.com
www.ververexport.se

03 Norway
Hugo de Graaff
+47 94856359
hugo@graaff.no
www.ververexport.com



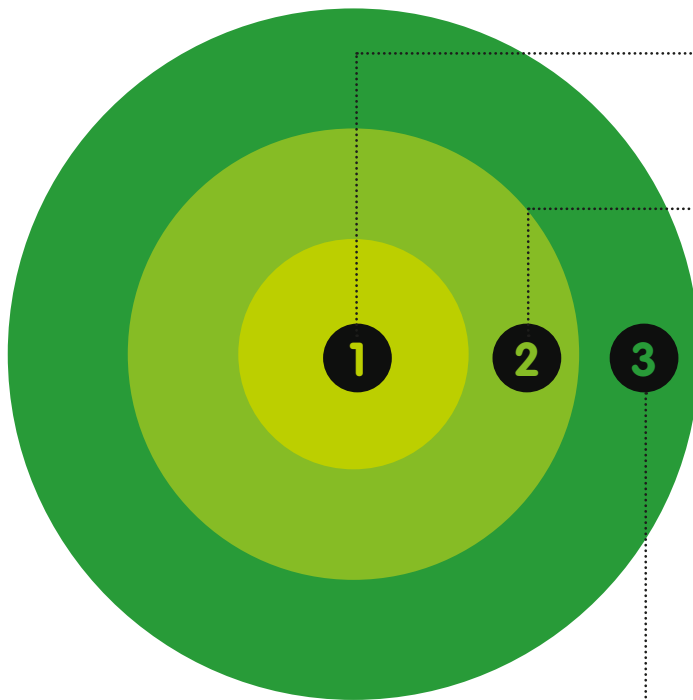
Sustainable and committed!

As a supplier of flower bulb and plant concepts, Verver Export continuously improves its own footprint and social commitment. It might not always be visible to customers, but it is a process that is running at full speed. From solar panels on the roofs, swallow nesting boxes and insect hotels in the greenery on the company premises, to social involvement in purchasing for Christmas presents for the European sales team and staff training; it's all go!

Nature in the city: the triple zone approach

When developing new combinations and product concepts, Verver Export takes account of the 'triple zone approach' for nature in the city. Account is thereby taken of the distinctive characteristics of the urban environment when using bulbs, annuals and perennials for public planting.

Let's list them for you again:



1. The core zone

In the core zone, the environment for plants and animals is almost entirely shaped by humans. It has its own (micro-)climate, the water system is usually artificial, and the original substrate has often disappeared. For Verver Export this is the space where concepts are used that involve **attractive planting**.

2. The marginal zone

In the marginal zone the natural environment for plants and animals is still largely intact (often with the exception of the soil structure). However, human activities mean that most of the original plants and animals have virtually disappeared. There is quite a lot of public green space, but this tends to be urban types adapted to the built environment. Verver Export develops concepts and applications for this zone that fit with a **functional planting** approach.

3. The transitional zone

In the transitional zone the environment for plants and animals is usually intact, including the original soil. There is only scattered development. The transitional zone can be very species-rich; it forms the boundary region and the contact zone between the city and the surrounding landscape. For this zone, Verver Export recommends more **natural planting** with bulbs for naturalising and perennial planting planted mechanically in verges.

Taking account of the nature of a particular zone when designing and managing plantings results in variation in the planting and reinforces the identity of the various parts of the urban area. A useful assessment can be made by differentiating between three aspects: aesthetic quality, ecological quality and the usage value of the planting.

At Verver Export we are keen to help you think around this theme so that the right plant/concept ends up in the right place!



Attractive greenery!

Your showpieces in the centre of the town or village should look great all year round. With the Verver Export flower bulb mixtures, you can create a spectacle every year.





Functional greenery!

Use the bulb planting machine to provide functional greenery in spring with colourful meadows or flowering strips. After maturing, the greenery becomes available for recreation once again.



Natural greenery!

With naturalising flower bulbs, you can create beautiful natural plantings under shrubs or, in combination with perennial flower seeds, you can create beautiful natural flower meadows with long flowering periods.



BIO BULBS

The supply of organically grown spring-flowering bulbs is slowly growing. These flower bulbs are grown without the use of fertiliser or chemical crop protection.

Flower bulb cultivation is making significant progress with more sustainable production, but that is not the same as organic. We have put together a small assortment for customers where organic is a 'must'.





12621



12623



12619



12626



12624



15610



12627



15611



15612



15609

12621

Tulipa 'Big Love'

Beautiful pink satin flowers.



12623

Tulipa 'Muscadet'

Large, yellow flowers.



12619

Tulipa 'Pink Impression'

Light pink, dark veined, apricot coloured glow.



12626

Tulipa 'Red Gold'

NEW

Dark purple-red, with brown glow.



12624

Tulipa 'Red Impression'

Beautiful, bright red flowers.

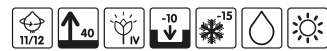


12627

Tulipa 'Royal Virgin'

NEW

White with grey, green hue.



15610

Narcissus 'Bridal Crown'

Creamy white, wonderfully fragrant.



15611

Narcissus 'Garden Opera'

Fragrant, multi-flowered.



15612

Narcissus 'Martinette'

Soft yellow with an orange crown.



15609

Narcissus 'Minnow'

Small, moderately hardy.



15613

Narcissus poeticus recurvus

One of the late-flowering daffodils.



15613

15608

Narcissus 'Thalia'

Elegant and pure white.



15608



13604

13604

Hyacinthus 'Fondant'

NEW

Compact, robust soft pink hyacinth.



16604

Allium aflatunense

'Purple Sensation'

Dark purple, beautiful seed pods.



16604

16605

Allium sphaerocephalon

A very prolific flowerer.



16605



14608



14610

14608

Crocus 'Grand Maître'

Light blue.



14610

Crocus 'Jeanne d'Arc'

White.



14609

Crocus 'King of the Striped'

Streaked with blue and white.



14609



14607

14607

Crocus chrysanthus 'Romance'

Butter yellow flowers.



14605

14605

Crocus tommasinianus

'Ruby Giant'

Violet, very rustic.





16602

16602
Hyacinthoides hispanica blue

Blue bells around the stem.



16606

16606
Ipheion uniflorum

Light blue star-shaped flowers.



16601

16601
Muscari armeniacum

The strongest blue grape hyacinth in the range.



16603

16603
Scilla siberica

Very hardy and perfect for naturalising.





11602

'Prima Bio-Bella'®

These organic bulbs are guaranteed pesticide free, ideal for planting in areas with a high population of nectar-seeking insects.

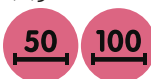
Perfect for machine planting over a large area. Different varieties and variation in colours: white-yellow-pink-red-black.



Zones

1,2,3

Machine



Character of kits

Mixture of 2 types with 1.000 flower bulbs

Stripes



Contiguous area



Country style

40 / m²

Horticulture style

75 / m²

Flowering time

8 weeks

Durability

till 5 years








11603



'Flora Bio-Natura'®

These organic bulbs are guaranteed pesticide free making them ideal for planting in areas with lots of insects, such as in a flower meadow or around beehives.

The 'Flora Bio-Natura' kit consists of naturalising flower bulbs. Plant large areas. Thirteen different types of bulbs in white-pink-blue-purple.

Zones	1,2,3
Machine	  
Character of kits	Mixture of 8 types with 1.000 flower bulbs
Stripes	✓
Contiguous area	✓
Country style	75 / m ²
Horticulture style	150 / m ²
Flowering time	10 weeks
Durability	till 8 years



Many companies that supply flowers, plants or bulbs have unique qualities that set them apart. It influences how the company is known in the sales markets they operate in. Verver Export's flower bulb mixtures make them stand out from the competition.

The mixtures are thoughtfully formulated, for different uses and tested in practice. And they all come in a huge variety!

MIXTURES



Promising cultivars start off in the mix...

Creative Team



The process of creating a flower bulb mixture typically begins with a promising new cultivar that is not yet widely produced. By incorporating these new cultivars into the main part of a mixture right away, we can bring a new variety to market earlier. In the initial stages of cultivation, the available numbers are still too low for a Verver Export catalogue.


By incorporating flower bulbs that have already proven their worth, Jacqueline van der Kloet enhances the lead role of this new cultivar when creating a mixture. This produces a balanced mixture that either reaches its peak nicely at the same time or flowers for an extended period in the spring. With her endless experience and creativity, she always creates a special new combination to match the more than 120 mixtures in our catalogue.



THE HAPPIES



11302	Mixture for planters Verver 'Happy Candy' ©	Springtime in pink!	
11173	Mixture for planters Verver 'Happy Days' ©	A memento from the good old days...	
11174	Mixture for planters Verver 'Happy Dreams' ©	Sweet dreams!	
11176	Mixture for planters Verver 'Happy Enano' ©	Happy, but especially at the end of the season!	
11734	Mixture for planters Verver 'Happy Jolie' ©	Surprising combo of colours!	NEW
11248	Mixture for planters Verver 'Happy Sky' ©	Pretty pink accents!	
11504	Mixture for planters Verver 'Happy Sunny Love' ©	Let the sun shine!	



11176



11248



11504



11734



Our tip



Quantity = quality

It is often said that quantity says nothing about quality. But when it comes to using our Happy mixtures in containers, we can safely say that it's true in this case. Don't ignore the numbers of bulbs per square metre. To achieve a maximum, high-quality spring display, planting lots of flower bulbs in one container is essential. The flower bulbs do not flower at the same time and yet you want masses of colour throughout the spring. Masses of flowers = flower power for the eyes!

MIXTURES



11000



11001



11002

11000	Classic Botanical Crocus mixture Verver 'Limmen' ©	This mixture flowers earlier than the <i>Crocus grandiflora</i> . Sometimes it flowers when snow is on the ground. Take particular notice of the height, it remains modestly sized at just 5 cm.	
11001	Botanical Crocus mixture Verver 'Nature' ©	A mixture of very hardy crocuses, ideal for naturalising. Plant them in mass in your lawns. Very early-flowering.	
11002	Classic <i>Crocus grandiflora</i> mixture Verver 'Heiloo' ©	Take your locals by surprise. Plant in lawns during the autumn and you will have a carpet of flowers come the spring. If you leave your plants to mature for 6 weeks after they have flowered, you will get the same results the following year. Therefore... it's a great investment!	
11228	<i>Crocus grandiflora</i> mixture Verver 'Early Glow' ©	A pretty <i>Crocus</i> mixture where we have chosen a combination of yellow and white. An early and, of course, a very long-lasting bloomer.	
11003	<i>Crocus grandiflora</i> mixture Verver 'Océanique' ©	The same concept as with the traditional 'Heiloo' mixture, but in blue and white. Extremely beautiful!	
11004	Very early flowering mixture Verver 'Texel' ©	An early-flowering mixture of crocuses and tulips that flower together. First you will witness the arrival of the crocuses with the tulips joining them after. Although intended for use in lawns, you can also plant them in beds or under trees.	
11006	Very early flowering mixture Verver 'Ameland' ©	With 'Ameland', first you will see a white snow-like carpet appear. Then, the small red tulip will come to keep it company.	
11005	Very early flowering mixture Verver 'Vlieland' ©	The same concept as with the 'Texel' mixture, but in blue and red. What's more, you can leave these two mixtures where they are.	



11228



11003



11004



11006



11005

MIXTURES



11007



11008



11009

11007	<p>Very early flowering mixture Verver 'Terschelling' ©</p>	<p>Lovely bright colours combined in one mixture. The result is superb. Crocus flowers long because of the cool temperatures in early spring. As an encore, a beautiful red-yellow tulip providing you with ease 2 months of flowers.</p>	
11008	<p>Grape hyacinth mixture Verver 'Cinq Mousquetaires' ©</p>	<p>Why not select this pretty mixture that you can plant in tubs, among your tulips or as a border for a bed of tulips or narcissi? The blue contrasts sharply with the other colours.</p>	
11009	<p>Mixture with narcissi and Muscari Verver 'Phares Atlantiques' ©</p>	<p>If you are planning to create blue strips using Muscari, then why not use the 'Phares Atlantiques' composition? The yellow and white of the small Narcissus break the monotony of the Muscari. It can also be used in your lawns.</p>	
11147	<p>Very early flowering mixture Verver 'Xanthic Stars' ©</p>	<p>At the start of spring, this marvellous mixture of Tulipa kaufmanniana in yellow, orange and red tones will liven up the shaded areas of your town's squares year after year. Suitable for naturalising, possibly between ground cover.</p>	
11578	<p>Mixture with hyacinths, narcissi and tulips Verver 'Pink Glow' ©</p>	<p>A cheerful, fresh mixture of hyacinths, tulips, Narcissus with a white carpet of Anemone blanda. Tulipa 'Chato' plays a major part in this mixture for its filled flower and beautiful colour.</p>	
11149	<p>Hyacinth mixture Verver 'Caprices de Mars' ©</p>	<p>A pleasant ensemble of every shade of hyacinth.</p>	
11515	<p>Mixture with long flowering time Verver 'Mescheder Frühlingszauber' ©</p>	<p>Photographed in the early stages of flowering. But this mixture remains flowering in blue and white tones until early May. In the city colours of Meschede (DE).</p>	
11365	<p>Mixture with hyacinths and tulips Verver 'Dark Treasure' ©</p>	<p>A highly specific combination of colours in which dark hyacinth plays a key role. It will sparkle, even in the shade! For the basic plantation, we recommend red daisies.</p>	



11147



11149



11365



11515



11578

MIXTURES



11684



11122



11151

11684	<p>Mid season mixture</p> <p>Verver 'Easter Joy' ©</p>	<p>Elegant tulips, in various shades, dance above a yellow blanket of Narcissus. The yellow fritillaria towers regally above the mass of flowers.</p>	
11122	<p>Mixture with hyacinths and tulips</p> <p>Verver 'Londres' ©</p>	<p>A mixture of tulips and hyacinths. Experience the hyacinths first with the tulips joining them a little later. Enjoy between 5 and 6 weeks of blooms. In addition, the combination of shades is very beautiful. Create a background of white, pink or blue tones.</p>	
11151	<p>Mixture with hyacinths and tulips</p> <p>Verver 'Parfum des Vosges' ©</p>	<p>Three different tulips and three coloured hyacinths make this a very cheerful composition. The deliciously scented hyacinths flower first and are followed by the tulips meaning that you will have beautiful blooms for 4 to 5 weeks.</p>	
11152	<p>Mixture with hyacinths and tulips</p> <p>Verver 'Ville de Blanquefort' ©</p>	<p>The basis for this mixture is fragrant hyacinths. These profusely flowering varieties open the show, soon followed by white tulips. Enjoy this mixture for 4 to 5 weeks.</p>	
11561	<p>Mixture with hyacinths, narcissi and tulips</p> <p>Verver 'Peach Perfect' ©</p>	<p>As apricot as this you rarely see plant combinations! Good combinations possible with Viola and Bellis as under planting.</p>	
11216	<p>Mixture with hyacinths, narcissi and tulips</p> <p>Verver 'Ville de Bourges' ©</p>	<p>A subtle yet successful combination where red tulips and hyacinths frolic among yellow narcissi and pink hyacinths.</p>	
11685	<p>Tulip, narcissi and Fritillaria mixture</p> <p>Verver 'Perfect Green Harmony' ©</p>	<p>These fresh spring colours are in perfect harmony with the green environment. A simple but effective combination: suitable with a biennial plant cover such as Erysimum 'Yellow Bird' here or between perennials.</p>	
11014	<p>Narcissi mixture</p> <p>Verver 'Trio Ciclo' ©</p>	<p>You will get to know the complete range of Narcissus cyclamineus. They are not too tall, have prolific flowers and, above all, are very pretty! We have put them all together in a little mixture. I would say that it is particularly well-suited to window boxes.</p>	



11152



11561



11216



11014



11685

MIXTURES



11015



11018



11581

11015	Narcissi mixture Verver 'Scala' ©	An interesting mixture of all sorts of Narcissus. A flower spectacular.	
11018	Narcissi mixture Verver 'Couronnes Magiques' ©	A mixture that enables you to show the public that an interesting diversity can be found among decasplit type narcissi. You will find yourself among pretty colours and shapes. Highly recommended!	
11581	Mixture with hyacinths and narcissi Verver 'Blue Frost' ©	A fantastic mixture with 4 different hyacinths and 4 narcissi. Colour scheme white, yellow and blue, but in very different shades.	
11017	Narcissi mixture Verver 'Double Fountain' ©	This composition of double narcissi offers a springtime mixture with much allure. Huge flowers, generously adorned with petals in an interesting pallet of colours. Extremely beautiful!	
11124	Mixture with multi flowering varieties Verver 'Victory' ©	These are the shades that I especially like. Bright red, bright orange and salmon. Short, early-flowering and lots of little flowers. Why not plant them in all of your town's planters?	
11608	Mid season mixture Verver 'Passion' ©	Surprising combinations of huge hyacinth flowers and the delicate but rich flowering Tulipa turkestanica.	
11595	Mixture with tulips and narcissi Verver 'Ville de Bourg-en-Bresse' ©	A beautiful blend of white and yellow narcissi in combination with pink and very dark purple tulips. Nice to combine with an underplanting of yellow violets and pink forget-me-nots.	
11698	Mixture with tulips and narcissi Verver 'Orange Bowl' ©	A mixture of three tulips and one narcissus. An attractive mixture for combining with an underplanting of biannuals. The eye is drawn by the enormous flowers of Tulipa 'Monte Orange'.	



11017



11124



11608



11595



11698

MIXTURES



11027



11687



11583

11027	<p>Early flowering mixture</p> <p>Verver 'Ville d'Auxerre' ©</p>	<p>At the start of spring you will have a collection of tulips in three shades: orange, yellow and white. With their large heads they make their presence known. I recommend that you plant them against a purple or blue background. However, you can also plant them tone on tone.</p>	
11687	<p>Tulip and Fritillaria mixture</p> <p>Verver 'Haute Montagne' ©</p>	<p>Beautiful colour combination of tulips with the beautiful flowering accent of Fritillaria persica 'Ivory Bells'. Combine this bulb mixture with a plant cover of pink and purple violets or even with an accent of rose-red Bellis.</p>	
11583	<p>Tulip mixture</p> <p>Verver 'Flaming Premnitz' ©</p>	<p>Five very beautiful tulips combined in one mixture? Too much competition or do they lose their individual beauty? No. On the contrary: there's no better way!</p>	
11154	<p>Early flowering mixture</p> <p>Verver 'Ville de Riom' ©</p>	<p>Shimmering orange shades go perfectly with pale yellow as the 'Ville de Riom' shows. A crowned mixture of laurels that has been very popular for a number of years now. The key to its success is its big flowers in a combination of wonderful colours.</p>	
11546	<p>Tulip, narcissi and Fritillaria mixture</p> <p>Verver 'Amazing Angélique' ©</p>	<p>A special mixture made with Tulipa 'Orange Angélique'. Beautiful large tulip flowers that are highlighted by white accents of Narcissus. Fritillaria 'Rubra' (not shown clearly in the picture) completes the beautiful floral display.</p>	
11385	<p>Colourful spring mixture</p> <p>Verver 'Spielzeugstadt Sonneberg' ©</p>	<p>A fusion of the colours of childhood! It's not by chance that this blend takes the name of the town of Sonneberg. Teddy bears and other children's toys are made in Sonneberg (DE). Produces plenty of flowers...</p>	
11609	<p>Tulip mixture</p> <p>Verver 'Strong Bond' ©</p>	<p>Some combinations do not look good on paper. But nature has an infinite capacity to surprise and connect!</p>	
11033	<p>Mixture with early flowering tulips</p> <p>Verver 'Gaité Printanier' ©</p>	<p>A very cheerful mixture of rather bright shades. It will flower from the first week of April. The stems stay relatively short, approx. 30cm. The mixture is recommended for its variety of bright colours early in the season before the triumph tulips flower.</p>	



11154



11546



11385



11609



11033

MIXTURES



11702



11589



11037

11702	Mixture with tulips and narcissi Verver 'Géraldine' ©	A number of star performers amongst the tulips brought together in one mixture with Narcissus 'Geranium' as a white accent. An example of how different flower shapes combine together beautifully.	
11589	Mixture with hyacinths, narcissi and tulips Verver 'Shooting Stars' ©	Hyacinthus 'Woodstock' is one of the first in this mixture to show colour. Soon after everything revolves around tulip 'Neper'. A colourful combination that also works well with an underplanting of Bellis or Myosotis...	
11037	Tulip mixture Verver 'Sorbet de Fruits Rouges' ©	It was while eating a red fruit sorbet that the idea for this mixture came to me! An ensemble of colours worthy of its name. All of the varieties are the same height and flower at the same time. Not forgetting its fine appearance of course.	
11264	Tulip mixture Verver 'Spectacle de Couleurs' ©	Make your spring time bed into a real spectacle with this mix. Not only a combination of several colours, but also of several shapes of flowers. Multicoloured, but harmonious nonetheless!	
11506	Mid season mixture Verver 'Orange Oracle' ©	A combination with Iris bucharica, tulips, Narcissus and Fritillaria. With the sun it looks like your planting gives light. The combination of yellow Viola reinforces this effect.	
11594	Mixture with long flowering time Verver 'Blühendes Heddesheim' ©	A mixture of small grape hyacinths and long-stemmed tulip 'Ballerina'. With nice details by adding hyacinth and Leucojum. Can also be planted mechanically under grass.	
11584	Mixture with tulips, hyacinths and Muscari Verver 'Spring Fair' ©	A lovely colourful tulip mixture topped with Muscari and a hyacinth. Colourful but surprising.	
11784	Mid season mixture Verver 'Janis Please' ©	Nothing but tulips! A striking colour combination revolving around Tulipa 'Janis Joplin'. An undergrowth of biennials is possible, but not essential.	



11264



11506



11584



11594



11784

MIXTURES



11156



11631



11786

11156	Mid season mixture Verver 'Ville de Toulon' ©	A powerful mixture with many very cheerful shades of yellow accentuated with orange. A huge impact thanks to the colour combinations and the structure: created in levels with dwarf and tall tulips, small and large narcissi and the extremely imposing <i>Fritillaria imperialis</i> .	
11631	Mid season mixture Verver 'Ville de Belfort' ©	Lovely warm shades with a striking contrast between the fragile flowers of <i>Narcissus 'Baby Boomer'</i> and the big flowers of the crown imperial.	
11786	Tulip and narcissi mixture Verver 'Erotic Prince' ©	The base is yellow with white, but the surprise is in the pink accents. Three tulips steal the show, with the richly flowering multi-flowered narcissi covering the ground like a yellow cloud. For early colour: underplanting with white daisies and yellow violets.	
11265	Tulip and narcissi mixture Verver 'Harmony' ©	A huge variety of flower shapes comprising mainly of botanical tulips and narcissi. Plant densely and your results will be dazzling!	
11039	Tulip mixture Verver 'Ville de Malakoff' ©	A spectacular mixture. The background of yellow tulips emphasises the orange of the simple tulip. Then there is a little bit of purple to contrast with the other shades. The heights vary. This mixture is hardly understated and attracts attention!	
11587	Tulip, narcissi and Muscari mixture Verver 'Cheappuccino' ©	A mixture of real classics from the flower bulb world. Many yellow - with a pinkish-red accent from <i>Tulipa 'Jimmy'</i> and the blue of forget-me-nots. Suitable for multi-year flowering.	
11748	Tulip mixture Verver 'Darling Disco' ©	Two tulips that together create a brightly lit disco ball! Let the sun shine.	
11611	Tulip mixture Verver 'Soft Dreams' ©	A flower bed full of pearls after planting this mixture. Full, big flowers empowered by the combination of apricot and lilac colours.	



11265



11587



11748



11611



11039

MIXTURES



11505	<p>Mixture with long flowering time</p> <p>Verver 'Hello Yellow and Blue' ©</p>	<p>The demand for harder colour combinations rises. Therefore we introduce this new yellow-blue combination. Perhaps coincidentally your city colors?</p>	
11585	<p>Tulip mixture</p> <p>Verver 'Purple Haze' ©</p>	<p>Seven different tulips: not only in colour but also in form. The purple colour hangs the entire flowering period as a mist through the planting. If you want to strengthen it, there are many kinds of Viola available in this colour scheme.</p>	
11787	<p>Tulip mixture</p> <p>Verver 'Jakake' ©</p>	<p>The base is formed by a dark pink and white double tulip. Above this dance two taller tulips, one white and one white with pink flames. For early flowering: violets in shades of blue, purple and white.</p>	
11700	<p>Mixture with hyacinths, narcissi and tulips</p> <p>Verver 'Gloria' ©</p>	<p>A mixture of nine different tulips, all in shades of white, pink and purple. Hyacinths 'Fondant' and 'Miss Saigon' support the pink and purple. Narcissus 'Thalia' provides a fresh white glow.</p>	
11048	<p>Mid season mixture</p> <p>Verver 'Royal' ©</p>	<p>Perhaps the finest looking of all our mixtures. On short stems with single flowers. All varieties have a purple flame. The dominant colour is orange. Don't put biennials that are too tall alongside them. Instead, use a background of orange-centred purple Viola cornutas.</p>	
11514	<p>Tulip, narcissi and Fritillaria mixture</p> <p>Verver 'Isabelle' ©</p>	<p>Spring at its best. Pretty shapes and colours in perfect harmony in a single mixture. As the photo shows, it can be perfectly combined with white Myosotis and daisies.</p>	
11060	<p>Flamed mixture</p> <p>Verver 'Topaz' ©</p>	<p>For the 'wow' factor, plant this lively mixture on your roundabouts, town entrances etc. Hardly understated, that's all we will say! What's more, you can expect an exceptional performance in terms of rigidity and flowering period.</p>	
11558	<p>Mixture with long flowering time</p> <p>Verver 'Norre Katt' ©</p>	<p>A mixture with up to 15 different varieties in five different types of flower bulbs. A spectacle that always happens in April and May. Brightens shadowy backgrounds in your park.</p>	



11700



11048



11060



11514



11558

MIXTURES



11634	Tulip and Camassia mixture Verver 'Eleganza' ©	This mixture lives up to its name: very elegant due to the colour combination and the lily-flowering tulips. The flowering period ends with the sky-blue colour of Camassia.	
11236	Mixture with tulips and narcissi Verver 'Reflections' ©	Don't forget to add a yellow doric and red daisies to make this ensemble perfect!	
11513	Tulip mixture Verver 'Love Me Tender' ©	A cheerful mixture of various groups of tulips. With an under planting of white Viola or Myosotis you can make no mistakes!	
11798	Mixture with long flowering time Verver 'Dancing Dots' ©	A colourful mix with a long flowering period that cannot be captured in a single photo. Early flowering with Crocus, final flowering with Anemones and tulips. Colour scheme ranges from light blue and lilac to orange, red and purple blue!	
11368	Rich mixture Verver 'Mondorf-les-Bains' ©	Fresh mixture in which the Fritillaria persica puts a clear emphasis on color and shape. A mixture of various special tulips and narcissi. With a significant lead for Tulipa 'Akebono'.	
11523	Mid season mixture Verver 'Saint Georges' ©	Vibrant mixture through the various shades of yellow. Red accents award this combination with more intensity. The Narcissus 'Pipit' gives this mixture by its colour changes a very special touch.	
11162	Lush flowering mixture Verver 'Ville du Neubourg' ©	A real floral festival in white and yellow. This mixture has already proved itself in previous years and this is why we whole-heartedly recommend 'Le Neubourg'. A multitude of different shaped flowers making your spring beds, pots and containers sensational.	
11789	Tulip, narcissi and Fritillaria mixture Verver 'Snowy Purple' ©	Lots of different flower shapes that, when combined, attract all the attention. Subtle and eye-catching.	



11798



11523



11162



11368



11789

MIXTURES




11799



11386



11208

11799	<p>Mixture with hyacinths, narcissi and tulips Verver 'Ängelholms Glädje' ©</p>	<p>A fragrant mixture in lilac-purple colours with a fresh yellow-white accent. The hyacinth will bloom first, quickly followed by 3 different tulips. Christened during the 2024 Tulip Festival in Sweden.</p>	
11386	<p>Mid season mixture Verver 'Klenzpark Ingolstadt' ©</p>	<p>'Klenzpark Ingolstadt' has three different levels. The narcissi provide an accent of white beneath the reddish-orange cover of the tulips, while the imperial fritillary tops it all off.</p>	
11208	<p>Mixture with tulips and Fritillaria Verver 'Jacqueline' ©</p>	<p>A Keukenhof (NL) mixture created by the Dutch landscape gardener Jacqueline van der Kloet. For a very cheerful flower bed of orangey-red tones prettily accentuated by a purple tulip and the Fritillaria persica.</p>	
11062	<p>Two coloured mixture Verver 'Ville de Beauvais' ©</p>	<p>A magnificent red and white collection with a bright red tulip, a white tulip striped with the same colour red and an extra small white tulip beneath for added decoration. If you want to create a background, add a white Viola cornuta.</p>	
11921	<p>Mixture with tulips and narcissi Verver 'Prima Ile Tropicale' ©</p>	<p>The white springtime glow sparkles with a touch of orange/yellow and red here and there. You can plant it sparsely or densely, both options are possible.</p>	
11723	<p>Tulip and Fritillaria mixture Verver 'Bliss You' ©</p>	<p>The Fritillarias flower before the tulips. The seed pods look like umbrellas flowering above the tulips in various shades of red.</p>	
11064	<p>Mid season mixture Verver 'Ville de Joinville' ©</p>	<p>A simple looking composition of four different tulips. But a success in the catalogue for many years! In yellow-orange-red hues, but with different flower shapes which creates a nice tension.</p>	
11065	<p>Mixture with triumph tulips Verver 'Tuti Fruti' ©</p>	<p>There's no other mixture with so many varieties: more than 15! The composition can vary depending on the year and the time of the delivery season. And so can the ever-changing colour composition!</p>	



11062



11723



11921



11064



11065

MIXTURES



11701



11679



11612

11701	Tulip mixture Verver 'Bright Blossom' ©	Nine different tulips that offer an exceptional colour combination. Not just a jumble - 'Bright Blossom' is based on careful choices. Great for real tulip lovers.	
11679	Mid season mixture Verver 'Ville de Spa' ©	A mixture in two parts. The early flowering with hyacinth and Fritillaria, and a second round of tulips and narcissi in yellow and orange shades.	
11612	Mid season mixture Verver 'Magic Sensation' ©	A mixture of beautiful 'loners' from the catalogue. Special colours with remarkable details now combined in this spectacular mixture.	
11070	Flamed mixture Verver 'Fête de la Reine' ©	Want to create a spectacle? The bright colours in this mixture really stand out, you can see them from miles away! Different shades of orange meet and explode like fireworks. They grow to 50cm tall, but maintain their shape perfectly. Stay with the orange theme for the accompanying plants.	
11239	Mid season mixture Verver 'Bavaria' ©	In one word, splendid! A perfect combination of different tulips, narcissi and fritillaries. Bravo Chaville (FR)!! Don't forget the red wallflowers!	
11746	Mixture with hyacinths, narcissi and tulips Verver 'Colour Festival' ©	A colourful arrangement in the Verver Export exhibit at the Keukenhof. Much photographed because of its colourful appearance. Everything you want in the spring!	



11070



11746



11239



Testing



Practice matters

Even though the Creative Team has a lot of experience with flower bulbs, the mixtures are always tested in practice for a year. To do this, we use different locations in our sales markets at Verver Export.

MIXTURES



11920



11130



11562

11920	<p>Mixture with tulips and narcissi Verver 'Ville du Roelux' ©</p>	<p>An unusual combination that most designers are unlikely to make... But Verver Export's creative team have surprised us this time by combining yellow, orange and purple.</p>	
11130	<p>Two coloured mixture Verver 'Violet Sky' ©</p>	<p>A truly beautiful creation in white and purple. Three varieties that flower at the same height and the same time. Ideal for combining with a white and blue Myosotis alpestris (Alpine Forget-me-not).</p>	
11562	<p>Subtle mixture Verver 'Guilherand-Granges' ©</p>	<p>Ardour, passion... what could be more flamboyant? Using 'Guilherand-Granges' in your flower beds will create the ideal spot for wedding photographs, so plant this mixture next to the town hall. Truly stunning and unique!</p>	
11703	<p>Tulip and narcissi mixture Verver 'Suave' ©</p>	<p>Four tulips and a narcissus, whereby T. 'La Belle Epoque' definitely plays the starring role. And the cup colour of N. 'Bell Song' combines beautifully with the star of the show.</p>	
11793	<p>Tulip and narcissi mixture Verver 'Bučovice Jewels' ©</p>	<p>A remarkable mixture that sparkles like golden jewels. The base of the mixture consists of tulips that gradually bloom in yellow, red and deep red. Finally, small yellow daffodils bloom, extending the flowering and adding dynamism to the mixture.</p>	
11727	<p>Mixture with mid to late flowering time Verver 'Tropical Treasure' ©</p>	<p>A mixture with details. At first glance, a red and white tulip with narcissi mixture. But note the different flower shapes and also the white underplanting of Hyacinthoides.</p>	
11269	<p>Lilyflowering tulip mixture Verver 'Quilts' ©</p>	<p>A very expressive mixture in red and white tones. Very majestic particularly due to the extremely lively lily flowered tulips. Great combined with a white background of biennials.</p>	
11240	<p>Tulip and narcissi mixture Verver 'Pink Snowflakes' ©</p>	<p>Simple yet magnificent. Its surroundings must also be kept simple: white, but with different plants. There are so many possibilities for this pink accented snow-white carpet.</p>	



11703



11793



11269



11240



11727

MIXTURES



11751



11635



11653

11751	Mixture with long flowering time Verver 'Sweet Tooth' ©	Before you can see image in the photo, Crocus is already flowering as yellow underplanting as well as the little Narcissus 'Baby Boomer'.	
11635	Tulip and narcissi mixture Verver 'Parviri' ©	All good things come... late. A blend that creates a fantastic show in late spring. Many flaming flowers such as parrot and viridiflora tulips. You won't know where to look first!	
11653	Lilyflowering tulip mixture Verver 'Lily Treat' ©	Lily-flowered tulips remain popular, partly because they are still blooming at the end of the spring. Good for use in a perennials border, but equally attractive as a mixture in a changing bed.	
11511	Tulip and narcissi mixture Verver 'Caroline' ©	A subtle blend of white, cream, pink and violet. The 'Belicia' tulip plays the starring role in this mixture. Base planting that also combines violet, white, red and cream tones will give your flowerbed an even bigger effect!	
11775	Mixture with hyacinths, narcissi and tulips Verver 'Mlada Boleslav' ©	The mixture starts with a fragrant underplanting of hyacinths. White, purple and yellow accents alternate in different flowering periods. Combine with colourful violets if desired.	
11512	Tulip, narcissi and Fritillaria mixture Verver 'Nina's Traum' ©	A surprising combination of white, yellow, pink and purple. Not the first thing on your mind. Want fewer flower bulbs per meter? With Viola or Bellis it is easy to create a calm surface.	
11690	Tulip, narcissi and Fritillaria mixture Verver 'Touche Douceur' ©	A sleek black and white combination with a soft touch of pink-red from tulip 'Cartouche'. This combination works alone, but also with an underplanting of white with a hint of pink from Viola, Bellis or Myosotis.	
11681	Tulip and narcissi mixture Verver 'Bubbling Brown' ©	A fragrant mixture scented with the little flowers of narcissus. The reddish-brown colour of 'Amber Glow' makes it a vibrant mixture.	



11511



11775



11690



11681



11512

MIXTURES



11214



11704



11242

11214	Stuffed mixture Verver 'Double Joy' ©	A beautifully romantic mixture of double tulips in a monochrome of very subtle colours going from white to pink to purple. You can achieve a beautiful combination with different biennials of the same tone.		
11704	Tulip and Anemone mixture Verver 'Jasperina' ©	A colour combination that looks surprising on paper, but is very eye-catching in practice. Also attractive with biennial underplanting in yellow, white or even blue, e.g. Viola.		
11242	Tulip mixture Verver 'Europa' ©	This example is somewhat regimented, therefore plant it a little more informally in your own bed. Despite this, the combination is still very successful. Different tones of purple and pink enjoy the spring together.		
11090	Soft mixture Verver 'Pink Mystery' ©	A beautiful soft pink cloud! The tulips have different shapes, but pink is the predominant colour. Try a mixture of pink and silver oak Myosotis as basic planting.		
11911	Mixture with mid to late flowering time Verver 'Opera Phantom' ©	The fritillaria will flower at the same time as the first tulips. A combination in shades of yellow and red with different tulip shapes. The cream-coloured narcissus is a softening element.		
11564	Tulip, narcissi and Fritillaria mixture Verver 'Dear Mother' ©	Tulips determine the entire spring, the effect of this mixture. Narcissus 'Geranium' is the cheerful flower for variety. And as cream puff a few Fritillaria imperialis for the effect.		
11633	Subtle mixture Verver 'Sweet Pink' ©	Combinations in pink tones remain popular in our mixture range. 'Sweet Pink' has a few accent shades of pink in the tulips and hyacinths, but the green colour of 'Ivory Bells' gives its own character to this mixture.		
11720	Tulip and narcissi mixture Verver 'Illumination' ©	This mixture shines even in the faintest sunlight. The leading role is played by the 'Suncatcher' tulip, accompanied by softer yellows and whites.		



11090



11564



11633



11911



11720


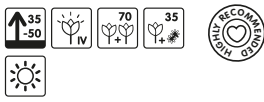
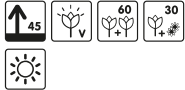
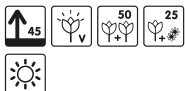


MIXTURES



11737



11509

<p>11737</p>	<p>Subtle mixture Verver 'Yerba Buena' ©</p>	<p>Where yellow, red, orange, purple and light blue meet. For when you want something eye-catching.</p>	
<p>11509</p>	<p>Tulip and narcissi mixture Verver 'Brown Sugar' ©</p>	<p>Yellow combined with a wide range of red hues. One Narcissus to bring it in a yellow base and furthermore one big party.</p>	
<p>11087</p>	<p>Stuffed mixture Verver 'Ville de Vélizy' ©</p>	<p>Do exactly what the creator of this mix has done. Plant it against a background of very light blue pansies. Experience the pretty contrast of shades. Don't plant just a few. Absolutely not, plant at least 250 bulbs in a bed.</p>	
<p>11131</p>	<p>Surprise mixture Verver 'Double Fantasy' ©</p>	<p>A totally successful combination of three varieties. Above all, the shades go really well together. Follow their example by planting this mix in a bed of white Myosotis alpestris (Alpine Forget-me-not).</p>	
<p>11350</p>	<p>Surprise mixture Verver 'Stockholm' ©</p>	<p>A very colourful spectacle. Long blooming courtesy of the different types of tulips and narcissi used and, crowning this magnificent mixture, the Fritillaria imperialis.</p>	
<p>11632</p>	<p>Mixture with tulips and Fritillaria Verver 'Pleasure' ©</p>	<p>We cannot make our mixtures more cheerful. Delightfully dazzling colours that work surprisingly well together. In our photo the effect of the wide variety of colours is even more pronounced due to the underplanting.</p>	



11087



11632



11131



11350



Scandinavia



Shorter flowering season

The flowering times indicated with the mixtures is based on an average of northern France / southern Germany. Spring in Scandinavia starts later and is shorter. The mixtures in the catalogue also flower beautifully in this shorter spring period, with a shorter flowering time, of course. However, this sometimes makes them even more beautiful due to the intensity of colours that bloom at the same time here, unlike further south where they flower in succession.

MIXTURES



11615



11172



11741

11615	Tulip, narcissi and Fritillaria mixture Verver 'Eric's Creation' ©	This mixture was created by a customer South-West of Paris (FR). Because of the strong white accents, it's almost luminous on a dark day.	
11172	Mixture with mid to late flowering time Verver 'Ville de Billy-Berclau' ©	An exceptional mixture that many of our clients have seen before. In terms of flower shape and colour, this mixture is very easy on the eye. You must plant it in a bed of mixed Myosotis. Highly recommended!	
11741	Tulip, narcissi and Hyacinthoides mixture Verver 'Berisso' ©	Flowering starts early with a red-pink-white tulip, and a tulip turning from yellow to white. Then everything turns white with various shades of pink and lilac. A chameleon mixture!	
11293	Tulip and narcissi mixture Verver 'Lali' ©	Very gently yet spectacular. A border planting of mixed pansies makes this mixture more smoothly. The tulip 'Belicia' is very well represented.	
11744	Mixture with mid to late flowering time Verver 'Purple Kiss' ©	The mixture continues to flower for a long time. It is combined with late flowering narcissi and a Camassia.	
11721	Mixture with mid to late flowering time Verver 'Ville de Bourgoin-Jaillieu' ©	For when you want to end spring with a bang! Orange, pink and purple with a red accent. Lots of tall tulips combined with a Camassia.	
11639	Mixture with mid to late flowering time Verver 'Ville de Rochefort-sur-Mer' ©	A mixture that contains some very beautiful flower bulbs. Among others Tulipa 'Belicia', Fritillaria raddeana and Anemone 'Sylphide': they each add plenty of character to this mixture.	



11744




11293



11721



11639



The development of this extensive, informative catalogue anticipates the cultivation and harvest of the growers. So even after this catalogue goes to print, we increasingly hear that certain cultivars are no longer part of the assortment. Too low a yield per hectare or too susceptible to disease are often the reasons.

You can find our final current range per season on our price list. Discontinued cultivars are replaced with similar alternatives wherever possible.

OUR VARIETIES

Special Tulips

Small tulips. Good for naturalising among perennials. Note the height!



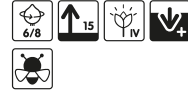
12001
acuminata

Very long flowering period!



12007
bakeri 'Lilac Wonder'

Note: very small!!



12002
batalinii 'Bright Gem'

A magnificent and very subtle small tulip.



12713
heweri

Most stems have 2 to 3 flowers.



12357
'Honky Tonk'

Very delicate yellow and pretty shaped flower.



12389
humilis alba coerulea oculata

A genuine mountain tulip that opens up completely in the sun.



12847
'Lizzy'

Pretty small tulip. Deep red flowers with green stripes.



12808
humilis 'Eastern Star'

Magenta pink flowers with a canary yellow centre.



12008
linifolia

Narrow, wavy leaves and shiny scarlet flowers.



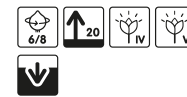
12010
'Little Beauty'

Small bulbs, yet many flowers.



12756
orphanidea 'Flava'

Multi-flowered. A hint of green and orange on the outer petals.



12011
polychroma

This multi-flower tulip releases a pleasant scent.




12358
saxatilis

Particularly abundant blooms and easy to combine.



12012
sylvestris

Decorative wild tulip. Good in rocky soil.



12013
tarda

A pretty tulip with small star-shaped flowers.



12014
turkestanica

Multi-flowered. Grey leaves, up to 12 small white flowers.





Did you know...

Offspring

All clusiana cultivars in our catalogue are descendants of *Tulipa clusiana*, the lady tulip, from 1607. An elegant, graceful tulip with almost white flowers, red on the outside with a large dark violet heart.

The new, refined cultivars come in different colours and stand slightly taller, so they are more visible in grass or between perennials. These tulips are named after Carolus Clusius who brought the tulips to the Netherlands and documented so many flower bulbs and plants.



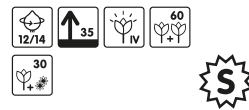
12559
'Wind Sensation'

An elegant appearance. Winding leaves.




12307
'Yellow Spider'

A striking flower. Combine with blue Myosotis.




Clusiana Tulips

The Asian tulip has numerous decorative offspring. The wild variety is indigenous to parts of Europe.



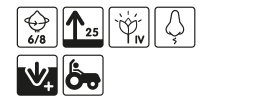
12729
clusiana 'Annika'

Each bulb produces 3 to 5 beautiful hard pink flowers.



12727
clusiana 'Cynthia'

Charming tulip with a wonderful scent.



12811
clusiana 'Daniella'

Bright pink flower with a red flame.



12813
clusiana 'Hilde'

Multi-flowered white flowers with pink accents.



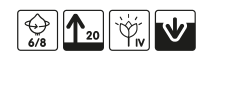
12301
clusiana 'Lady Jane'

A small bulb, yet a great performer.



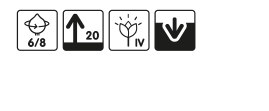
12814
clusiana 'Lucca'

A flower that verges on green.



12815
clusiana 'Sara'

Multi-flowered, yellow with a bright red flame. Wider wavy leaf.





12816
clusiana 'Sylvia'

A pure white Clusiana tulip. Very special!



Kaufmanniana Tulips

Kaufmanniana hybrid tulips remain the earliest-flowering of all tulips.



12561
'Floresta'

Semi double. Flowers early in the season.



12848
'Mariss Jansons'

Very early flowering tulip. Yellow with red.



12761
'Graefin Bettina'

Bright yellow-red coloured petals.



12758
'Hope'

Cream-white petals with a red-pink glow.



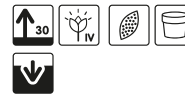
12324
'Ice Stick'

Subtle sorbet coloured petals.



12730
'St. George'

Open flower with colours like the flag of St. George.



12022
'Stresa'

Extremely popular due to its bright colour.



12759
'Princess Household'

Beautiful deep orange flower.



12760
'Serano'

Multi-flowered, large white flowers with a pink blush.




12021
'Showwinner'

Early flowering. Classic tulip in this group.



12817
'Bonhini'

A true Greigii. Bright colours.



12027
'Cape Cod'

Orange on the outside and edged with yellow.



12023
'The First'

The size of the flower is remarkable.



Greigii Tulips

Greigii tulips have pretty marbled leaves, very decorative. The group of greigii tulips flowers as last among the botanical tulips.



12024
'Bernadette'

An intense red garden tulip.



NEW

TULIPS



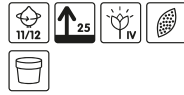
12851
'Miskodeed'

Yellow with apricot-red stripes across the petals. From 1955!



12028
'Red Riding Hood'

'Red Riding Hood' remains a favourite.



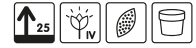
12033
'Grand Prestige'

Remarkably marbled foliage!



12035
'Mary Ann'

Orange-red bordered with yellow.



12037
'Mme Corrie'

Its originality resides in its foliage.



12362
'Portland'

This pink greigii tulip has blue smudges.



12579
'Tarafa'

Special design in purple-rosa with a yellow edge.



NEW



Fosteriana Tulips

Fosteriana varieties are perfect for obtaining large classic shaped tulips early in the season.



12059
'Apricot Emperor'

This early spring flower has a nice pastel colour.



12818
'Candela Festival'

Warm orange and yellow flowers.



12391
'Concerto'

A classic variety among fosteriana tulips!



12581
'Diablo'

Two-tone flower: crimson petals, creamy-white edge.



12582
'Flaming Purissima'

A very unique colour.



12049
'Juan'

Bright, luminous flowers, marbled leaves.



12583
'Madame Lefeber'

A beautiful red colour.



12731
'Oracle'

'Oracle' does not need the sun to shine.



12050
'Orange Emperor'

One of the most beautiful fosteriana tulips.





12762
'Orange Princeps'

Colour changes as the flowers mature.



12584
'Partitura'

A beautiful pale yellow flower.



12807
'Pink Emperor'

Classic pink 'Emperor' flower, with green flame.



12052
'Princeps'

A very useful variety thanks to its height and earliness.



12053
'Purissima'

Early, egg white tulip with a very small amount of cream.



12819
'Purissima Blonde'

Snow white with soft yellow. Creamy yellow leaf edge.



12056
'Red Alert'

Pretty white and green contrasts on its petals.



12353
'Riga's Barricades'

The flower becomes genuinely lily-shaped in full sunshine!



12325
'Sweetheart'

Known for flowering many years in return.



12569
'Sweet Sixteen'

Beautiful colour shade and super sturdy.



12850
'Sweet Valley'

White with large yellow flames.



12585
'Yellow Purissima'

The slender golden-yellow flowers are very effective.



Double Fosteriana Tulips

Officially, they belong to the regular Fosteriana tulips. They also have the same characteristics, except with double flowers.



12849
'Love Valley'

Double flower in the colour of love!



12751
'White Valley'

White with decorative green markings.



Surprise Tulips

Elegant tulips, distinguished by charming flowers and the unusual position of the leaves.



12518
'Early Surprise'

Lovely pink flower edged in by a white fringe.



TULIPS



12538
'Pink Surprise'

This Surprise cultivar has a good height and a sturdy stem.




12519
'Silk Surprise'

Delightful white colour dappled with light pink.



12564
'Spring Surprise'

Red with a cream edge.




12763
'Yellow Surprise'

Yellow with pale red blush.



Single Early Tulips

A division of tulips valued for its earliness and the shape of the flowers.



12810
'Aafke'

A beautiful lilac pink flower, which blends into lighter pink.



12852
'Mandys Choice'

When fully mature, the flower is brownish purple with a white edge. Large flower.



12586
'Apricona'

With a blue glow in the pink part of the petal.




12069
'Couleur Cardinal'

Excellent posture, very long flowering period.



12071
'Flair'

Especially bright colour, remarkably good shelf life.



12714
'Mango Charm'

This is the only true mango-coloured tulip according to the grower.



12821
'Maskovri'

Pink, sturdy tulip.



NEW



12539
'Neper'

Changes colour in the sun from greyish pink to pinkish red.



12540
'Pretty Princess'

Marked with dark flames, leaves edged.



12076
'Prinses Irene'

Orange flowers with purple-brown markings.



12521
'Striped Bellona'

Buttercup-yellow, flamed currant-red.



12820
'Sunny Flair'

Warm yellow, sturdy tulip.





12367
'White Marvel'

Dwarf, hardy and extremely early-flowering.



Prince Tulips

Short tulips that flower early on and are excellent to combine.



12522
'Candy Prince'

As the name says, this is one tulip that is good enough to eat.



12766
'Flaming Prince'

The image of the tulips that appears in 17th century paintings.



12823
'Light Pink Prince'

An addition to the colour shades previously introduced.



12515
'Purple Prince'

Wonderfully rich purple flowers, with grey-green foliage.



12506
'Sunny Prince'

Combines harmoniously thanks to very subtle yellow hue.




12587
'White Prince'

White with a soft yellow glow.



Common Double Early Tulips

Short stems with double flowers, diameter up to 8 cm.



12368
'Abba'

Full thick flowers, often more per bulb.



12824
'Alison Bradley'

Multi-flowered, short stems.



12768
'Columbus'

A very rich, full tulip.



12507
'Brasil'

Exclusive to Verver Export - flower in orange-brown shades.



12767
'Championship'

Red tulip with fine white edges on the petals.



12770
'Chandelier'

When the flower is fully open it looks like the Japanese flag.



12392
'Dance Line'

Only available in limited quantities!



12715
'Dazzling Desire'

Fuchsia red flames provide great contrast with the white.



TULIPS



12536
'Disneyland Paris'[®]

Double 'Orange Emperor'.



12345
'Dreamtouch'

The contrast between the violet colour and the white edging is magnificent.



12854
'Foxy Foxtrot'

Yellow-green flowers that develop an apricot-salmon shine when mature.



NEW



12588
'Double Price'

Mauve-pink petals with a touch of silver.



12853
'Dreamer'

Red-pink double flower, white-edged with dark green flame.



NEW



12083
'Freeman'

Ochre yellow, particularly beautiful colour.



12825
'Gaston'

Bulb base is yellow, orange flower colour with green flames.



12509
'La Belle Epoque'

A red-brown tulip with light blue-pink edges.



12565
'Mondeo Dream'

Changes colour.



12769
'Mondial'

Beautiful white, double flowered with a long flowering time.



12084
'Monsella'

Very bright shades.



12085
'Monte Carlo'

The variety is also often multi-flowering.



12523
'Monte Orange'

Small melon-coloured petals, seductive fragrance.



12091
'Orange Princess'

Flamed orange hue of a warm yellow orange red flame with a hint of lilac.



12092
'Red Princess'

Blood red, mutation of 'Orange Princess'.



Triumph Tulips: Short Varieties

We have separated our short triumph tulips, which should make it easier to make your selection.



12105
'Calgary'

The best of all of the short tulips.





12826
'Calgary Flames'

White with a distinctive yellow blush.



12855
'Calgary Red'

Dark red, large flowers on short sturdy stem.



NEW



12771
'Calgary Sensation'

Large ivory white flowers with reddish pink flames.



12393
'Cape Town'

It's like a lipstick that accentuates the face!



12525
'Ice Lolly'

Very large flowers on a short stalk.



12780
'Janis Joplin'

Just as special as the singer herself!



12753
'Kikomachi'

Bright yellow.



12106
'Lydia'

Sturdy tulip, widely used in floriculture.



12591
'Outbreak'

A beautiful, remarkable flamed tulip.



12109
'Passionale'

Lilac-purple with slightly darker purple flame.



12772
'Passio Sweet'

A colour scheme that certainly brings with it a lot of sweet passion.



Triumph Tulips

Characteristic of this group are sturdy stems and an exceptionally beautiful flower shape.



12773
'Affaire'

Creamy white tulip with magenta red jagged stripes.



12774
'Algarve'

A tulip in many shades of pink.



12775
'Amber Glow'

Lights up magically by the sun.




12856
'Apricot Favourite'

Extraordinary colour! Salmon pink, petals trimmed with lighter edge.



NEW



12394
'Apricot Foxx'

A hardy tulip that has a very warm personality.



TULIPS



12764
'Astronaut Andre Kuipers'

A strong orange tulip with a magenta glow.



12311
'Augusta Taurinorum'

A beautiful luxury tulip, which was named in Italy.



12716
'Balance of Colors'

Variable colours are characteristic of this tulip.



12776
'Bellville'

Fruity colour combination of apricot yellow with a peach-pink glow.



12374
'Black Beauty'

This traditional tulip continues to surprise thanks to its black colour.



12857
'Color Charm'

Yellow at the base of the bulb, turning red towards the top.



12765
'Bolroyal Honey'

Beautiful honey-yellow tulip.



12375
'Carnaval de Rio'

The flowers are white, red-veined at the bottom.




12734
'Circuit'

Red-pink tulip, combines well.



12787
'Darwisnow'

Strong and long flowering. A real asset to the range.



12777
'Devenish'

Deep red petals with a yellow edge.



12858
'Disco'

A red horizontal stripe across the flower with yellow below and above.



12129
'Don Quichotte'

A magnificent pink coloured twinkling tulip.



12812
'Dow Jones'

Elegant, vibrant red petals, tipped with a golden yellow edge.



12551
'Escape'

A bright light red tulip with beautiful dark leaves.



12132
'Garden Party'

White tulip with a crimson (pink) border.



12134
'Gavota'

A very original colour.





12503
'Graceland'

Multi-flowered, flower colour changes from white to purple.



12313
'Jaap Groot'

Striped leaves, large flower.



12860
'Jamin'

Sweet pastel shades, lovely tall tulip.



12139
'Havran'

Special colouring, tulip comes from Prague.



12859
'Inez'

Mainly white with pink blush on petals. White edges.



NEW



12593
'Jimmy'

Pinkish-red flowers with a small orange border.



12752
'Kansas Proud'

Exceptional colour shading.



NEW



12827
'Karate'

The colour changes as the flower matures.



12328
'Leen van der Mark'

Light pinky-red flowers with broad pure white edges.




12781
'Librije'

Light lilla flower with white edge.



12755
'Match'

Two-coloured but split horizontally. Pale yellow below, red above.



12845
'Merci Cherie'

Sweet colour combination of soft yellow and pink.



NEW



12330
'Mistress'

No bright pink but subtly coloured.



12537
'Mistress Mystic'

This pink spotted tulip has a grey collar.



12541
'Negrita'

Dark purple. Truly eye-catching.



12782
'Okura'

A deep orange tulip with a slightly feathered yellow rim.



12397
'Orange Cassini'

A beautiful orange colour.



TULIPS



12146
'Oscar'

Scarlet flower.



12379
'Rem's Favourite'

A rigid and almost black stem.



12531
'Request'

The red flame of this tulip is very similar to brown.



12735
'Roman Empire'

A red tulip with a cream-white wide flared edge.



12553
'Slawa'

Deep red-purple flowers, dark pink edge.



12861
'Spirit'

Deep brownish-red flower with an orange-yellow edge.



12554
'Spitsbergen'

Dark red with a white edge.



NEW



12572
'Spryng Break'

Colours always vary in yellow and pink-red flames.



12862
'Spryng Sunrise'

Large flower. From soft yellow maturing to soft orange-yellow. Soft red edge.



12155
'Strong Gold'

The strongest yellow tulip around!



NEW



Did you know...

Triumph tulips

This is the most important group of tulips. They were created by crossing single early tulips and single late tulips. You can recognise this group by their sturdy stems and beautiful flower shape. There are many cultivars available in every possible colour.

There is rapid progress being made in this group. Most triumph tulips are well suited for flower cultivation. Due to the larger demand in the floriculture (forcing) market, there is more breeding of tulips in this category compared to outdoor (dry sales).



Did you know...

'Spryng' is the base

Vertuco registered the tulip 'Spryng' in 1985, a hybrid from the I.V.T. in Wageningen. It's a slightly larger rose-red triumph tulip suitable for garden and vase. Little did they know that this beautiful tulip would be the source of many progenies in the next century.

We now have 'Spryng Break', 'Spryng Tide', 'Spryng Perfection' and the latest offspring (2022) 'Spryng Sunrise'. The latter is now also new in the Verver Export catalogue.



12829
'Strong Love'

Strong red tulip.



12736
'Stunning Apricot'

Elegant tulip, coral/apricot with pale edge.



12863
'Titan'

Orange-red tulip. Brown in early stages. Edge is lighter.



12542
'Suncatcher'

A unique colour palette.



12718
'Supri Erotic'

A white flower with pink lips.



12595
'Synaeda Blue'

Violet flower with white edge.



12738
'Twilight Princess'

Bright white flower with green flame.



NEW

TULIPS



12783
'Verandi'

Shiny red, small yellow edge.



12159
'Washington'

Yellow with red flames.




12596
'World Friendship'

Soft yellow with a touch of green.



Dynasty Tulips

Robust series of tulips. A versatile tulip for borders, pots or as a cut tulip.



12527
'Dynasty'

By now, this tulip has gone on to become the ancestor of a great many other 'Dynasty' cultivar, all of which are highly robust. White-flamed pinkish red.



12570
'Salmon Dynasty'

Golden yellow tulip that turns a slightly softer yellow at the base of the flower. The petals have a salmon-orange glow.



12785
'Sunrise Dynasty'

Just like 'Salmon Dynasty', this tulip has a soft yellow base, but the flower also radiates an orange-pink glow.



12865
'Chongming Love'

Orange-yellow with orange-red tinge to edge.



12555
'Tom Pouce Dynasty'

Sweet colours: yellow with candy cane pink.




12864
'White Dynasty'

Starts out a little yellow-green, then becomes pure white.



Resistent tulips

A special group of disease-resistant tulips.



12866
'Kunyun'

Gradient of pretty pastel shades.



12867
'Lingyuan'

Dark pinkish red. Large flower.



12831
'Mosni'

Purple violet with pinkish edge.



12832
'Novi Sun'

Bud quickly turns yellow.



12833
'Spot on'

Strong large red tulip.



Darwin Hybrid Tulips

Darwin Hybrid Tulips are tall and imposing flowers with their cup-shaped flowers that have a diameter of up to 7 cm.





12164
'Ad Rem'

Very good posture. Impressive vegetation.



12334
'Akebono'

Yellow flowers, peachy glow, fine red edge.



12165
'American Dream'

Very radiant colours. A beautiful tulip.



12516
'Banja Luka'

Yellow with red flame.



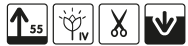
12168
'Beauty of Apeldoorn'

A beautiful classic variety.



12352
'Beauty of Spring'

Yellow with orange edge. Darker during flowering.



12868
'Bright Side'

Bright yellow flower with an orange border.



12169
'Big Chief'

Huge flowers.



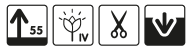
12170
'Blushing Apeldoorn'

A very warm colour.



12786
'Blushing Impression'

Changes from yellow to shades of ochre, mustard and vanilla.



12719
'Lalibela'

Orange-red large flowers.



12171
'Burning Heart'

Creamy yellow flowers, red swirling pattern.



12172
'Daydream'

Opens yellow, then changes colour to warm orange.



12597
'Golden Oxford'

Warm yellow, sultry red edge along the petals.



12177
'Ivory Floradale'

Beautiful, ivory cream coloured flower, speckled red.



12533
'Light and Dreamy'

Pink with light, purple flames.



12178
'Lighting Sun'

Orange with pink glow, yellow at the base.



TULIPS



12871
'Orange van Eijk'

Perhaps more red than orange after all!



NEW



12179
'Marit'
Soft pink tulips with a yellow tinge.



12870
'Mystic van Eijk'
Beautiful pink large flower, complementing Darwin hybrid colour palette.



12180
'Ollioules'
Beautiful light pink tulip.



NEW



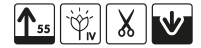
12599
'Oxford'
Bowl-shaped large red tulip.



12600
'Oxford's Elite'
No other flower has so many bright colours in one flower.



12181
'Pink Impression'
Light pink, dark veined, apricot coloured glow



12395
'Purple Pride'

Vibrant, lilac-purple flowers.



12834
'Salmon Lalibela'
Orange red with yellow-orange edge.



12380
'Van Eijk'
The perfect red tulip.



12502
'World's Favourite'
Fire red petals, fine golden yellow edge.



12835
'Yellow Pride'
Classic tulip shape, powerful yellow colour.



Lily Flowering Tulips

Elegant tulips with pointed petals.



12184
'Ballade'
Violet purple with a white edge.



12185
'Ballerina'
Orange, small golden yellow edge.



12187
'Elegant Lady'
Entirely in pastel shades.



12534
'Firework'
Gold yellow with red flames.





12789
'Floriijn Chic'

Bright lemon-yellow flowers with a hint of white.



12872
'Healthcare'

Nicely pointed, spidery petals. Starts out more yellow then turns pure white



12382
'Green Star'

A pretty composition of colours in greens and whites.



12188
'Fly Away'

Fiery colour: red with yellow edge.



12880
'Go Go Red'

Fine, narrow petals.



NEW



12500
'Holland Chic'

White with pink markings.



12836
'Istanbul'

Deep red.



NEW



12720
'Jennie Butchart'

Bright deep red.



12556
'Johan Cruyff'

The colour palette ranges from pale yellow to pink and white.



12513
'Lasting Love'

Rare, ruby red colour.



12193
'Mariette'

Satin pink flowers.



12194
'Marilyn'

Distinctive Rembrandt flame.



12383
'Merlot'

A magnificent dark purple-red tulip.



12873
'Oriental Pearl'

Purple flower. A pink lipstick gloss in the sun.




12874
'Pretty Woman'

Deep red flower. Replaces 'Pieter de Leur'.



12335
'Purple Dream'

Purple with white heart, thin stems.



12573
'Sanne'

Starts apricot, matures pinker.



NEW

NEW

TULIPS



12875
'Schiedam'

Slender yellow pointed flower. The replacement for 'West Point'.



NEW



12384
'Très Chic'

Beautiful white cup-shaped flower.



12721
'Vendeeglobe'

From yellow to orange-red and everything in between.




12202
'White Triumphator'

Stately pure white tulip.



Crown Tulips

Grouped by Verver Export because the flower shape strongly resembles a crown.



12742
'Crown of Dynasty'

Colour of 'Dynasty', in crown shape.



12701
'Elegant Crown'

A red crown shaped flower with a white edge.



12215
'Picture'

Light pink.



12791
'Red Dress'

A dark red elegant flower.



12837
'Striped Crown'

Pink, white and yellow, changes colour.



Did you know...

Newest tulip group

Crown tulips, also known as Coronet tulips, are a relatively new group of tulips. The first Crown tulip originated from a mutation of the 'Princess Elizabeth' tulip in 1949. Many years later, in 1992, the next tulip of this variety was registered. After the arrival of the tulip 'White Liberstar' in 2010, more and more Crown tulips arrived in quick succession, only becoming a family in 2018.

A distinctive feature of this group is the firmly upright and stem-facing petals, with the edges folded inwards. This makes the tips of the petals pointed and gives the flower its special shape: the tulips look like crowns!





12839
'Angels Wish'

Soft white with a yellow hue.



12702
'White Liberstar'

Pretty bright white flower.




12390
'Yellow Crown'

A crown-shaped tulip in soft yellow.



Single Late Tulips

A group of round flowers on long stems, late flowering.



12206
'Big Smile'

A very beautiful tulip with an enormous flower.



12205
'Blushing Beauty'

A beautiful blush on the flowers.



12792
'Didi'

A 'virus' drawing in purple on a white flower.



12793
'Dordogne'

Orange with beautiful pink blush.



12317
'El Niño'

No two flowers are alike.



12209
'Françoise'

White with a creamy yellow hue.



12210
'Gander's Rhapsody'

Teases with colour.



12211
'Helmar'

Wine red flames on yellow.



12212
'Kingsblood'

Distinctive large dark red flowers.



12214
'Menton'

Pink flowers, with light orange stripes along the edges.



12217
'Queen of Night'

Velvety, dark, almost black tulip.



12221
'Temple of Beauty'

Very decorative and slender pale pink flowers.



12838
'Yellow Angel'


Strong, yellow tulip.



TULIPS

Pop Up Tulips

The flowers bloom by coming out of the large green buds in an astonishing and explosive fashion.



12794
'Ice Cream Banana'

Richly filled ice cream: red-green cornet with scoop of banana ice cream.



12840
'Ice Cream Strawberry'

Strawberry ice cream.



12722
'Blue Wow'

Comes close to blue!



12006
'Ice Cream'

Just like an ice cream!



12544
'Pop Up Purple'

Extremely forceful flowers that seem to burst forth in April.



12574
'Pop Up Red'

Really eye-catching.




12545
'Pop Up Yellow'

Yellow breaks through from green bud.



Fringed Tulips

Single-flowered tulips with a fine serrated edge of the petals.



12744
'Barbados'

An extremely fringed tulip.



12224
'Burgundy Lace'

Sturdy fringed deep red tulip.



12225
'Calibra'

Bright red flower, pinkish red serrations.



12337
'Canasta'

Beautifully brightly coloured.




12795
'Colour Fusion'

The stripes in a variety of rich shades.



12228
'Davenport'

Red with yellow serrated edge.



12229
'Fancy Frills'

Ivory white base, wide pink border.



12706
'Flamenco'

A big rough serrated flower.





Did you know...

What colour should I give?

Tulip colours have different symbolic meanings. While it may not be crucial for gardening, it's worth considering if you're giving someone a bouquet of tulips...

- ✓ **Red and pink** symbolise love and romance. Pink is more for friends.
- ✓ **White** tulips are the ones to give when you need to apologize or make amends. Or if you forgive someone. White stands for innocence.
- ✓ **Yellow.** The yellow tulip symbolises fun. Have fun on your birthday, enjoy your new home.
- ✓ **Orange** tulips are given when you are proud or excited for someone.
- ✓ **Purple** tulips stand for peace and spirituality.
- ✓ **Mixed** tulips are always perfect for any situation.



12231
'Fringed Rhapsody'

Flowers with intense colour display.



12846
'Hawaii'

Colour combination of pink with white-cream.



12809
'Labrador'

Dark maroon with purple gloss.



12805
'Louvre'

Lilac pink with a silvery edge.



12841
'Noordeinde'

Snow white with fringed petals.



Double Multi-flowering Tulips

Blast from the past!
An infinite number of flowers and petals.



12315
'Aquila'

Arriving in yellow, it changes to a two-tone yellow/pink towards the end of its flowering period.



12336
'Belicia'

Many light yellow, almost white, long petals with a very unique dark pink border.



12316
'Cartouche'

On this double multi-flower tulip, the pink/red makes a pretty contrast to the pure white.



Double Late Tulips

Peony tulips:
bowl-shaped, fully double flowers.



TULIPS



12355
'Black Hero'

A dark and velvety flower.



12235
'Carnaval de Nice'

Abundantly filled flower with a beautiful flame.



12724
'Charming Beauty'

Orange, with hints of apricot and pink.



12876
'Finola'

Colours: pale pink and white, but also deep pink and hint of green.



12707
'Creme Upstar'

A superb variant.



12708
'Double Beauty of Apeldoorn'

A double and very original flower.



12338
'Double Gudoshnik'

Fragrant peony tulip, with playful colours.



NEW



12843
'Gabriella Double'

Pretty pale pink peony tulip.




12319
'Givenchy'

Fragrant in full bloom.



12709
'Granny Award'

Looks like a rose!



12745
'Margarita'

Violet with a pink glow, paler at the edges.



12244
'Mount Tacoma'

Ivory coloured robust tulip.



12245
'Uncle Tom'

Beautiful deep red colour.



12246
'Upstar'

White-pink, changing colour to fuchsia pink.



12248
'Yellow Mountain'

Bowl-shaped creamy yellow flowers, with lemon accents.



Double Fringed Tulips

Special attention for filled fringed tulips.



12746
'Brest'

Pinkish red with bright white edge.





12877
'Sugar Crystal'

Baby pink with some white, almost silver accents.



NEW



12240
'Gold Dust'

Red with yellow frills.



12514
'Queensland'

Sturdy tulip in different shades of pink.



12275
'Snow Crystal'

Just like a snowball!



Parrot Tulips

Parrot tulips have a very distinct flower with twisted and fringed petals. A miracle of nature.



12249
'Apricot Parrot'

Orange, salmon and pink shades combined with green.



12251
'Black Parrot'

Flamboyant. Almost black with velvety deep purple gloss.



12747
'Cabana'

Whimsical shape in pink.



12726
'Caribbean Parrot'

An exotic appearance.



12254
'Estella Rijnveld'

Old cultivar. White flower with a red flame.



12779
'Flaming Art'

A cream coloured tulip with magenta pink flames.



12257
'Green Wave'

Very large whimsical flower, green-pink flames.



12710
'Negrita Parrot'

Intense purple with a hint of blue.



12320
'Silver Parrot'

Beautiful pink, white-edged leaves.



12260
'Super Parrot'

White with soft green petals.



12878
'Yellow Madonna'

Jagged yellow flower, with green accents.



NEW

Multi-flowering Tulips

Note the different flowering times. The bulb size of 12/14 is very important for spectacular results, especially with these tulips.



TULIPS



12263
'Antoinetta'

We call it the chameleon tulip.



12264
'Candy Club'

Opens almost white, then beautiful pink-red markings.



12535
'Dream Club'

Ravishing pink flower with a dab of white.



12748
'Fiery Club'

Deep red tulip with an exceptional appearance.



12340
'Flaming Club'

Very rich flowering, white with red flame.



12268
'Happy Family'

Acid pink tulip, 3-5 flowers per stem.



12388
'Night Club'

Violet-pink.



12271
'Orange Toronto'

Pointed petals, coral red with orange.



12798
praestans 'Paradox'

Extravagant, multi-coloured leaf.



12341
praestans 'Shogun'

Short, bright orange.



12265
'Sunshine Club'

Golden yellow, with hint of pink at the end of flowering.



12799
'Purple Elegance'

Purple-lilac flamed with white edge.



12274
'Québec'

Pink with a cream edge.



12800
'Royal Georgette'

Yellow with a red accent.



12277
'Toronto'

Dusty pink with yellow centre.



12801
'Winnipeg'

Bright yellow with red flame.



12750
'Wonder Club'

Yellow-red bouquet on a single stem.



Viridiflora Tulips

Viridiflora Tulips produce beautiful flowers standing on strong stems. All with a touch of green!



12280
'Artist'

Salmon pink with green. Old cultivar.



12281
'China Town'

Short, pale pink tulip, moss green feathered.



12284
'Esperanto'

Pink changing to brownish red, sturdy.



12321
'Formosa'

Sunny yellow, soft green flames.



12879
'Orange Marmelade'

Shades of orange mixed with old rose and warm yellow with a green stripe.



NEW



12285
'Golden Artist'

Golden yellow with orange hue and green markings.



12803
'Green Mile'

Bright yellow with deep green feathering



12286
'Groenland'

Pink with green, strong tulip.



12712
'Purple Doll'

Lily-flowered shape, purple.



12288
'Spring Green'

Blast from the past! An infinite number of flowers and petals.



The magic of (early) crocuses!

In Germany, the term "the blue band" refers to blue strips of "blue" crocuses that run through public green areas. The dark-coloured cultivars of the early Crocus (*Crocus tommasinianus*) bring plenty of spring happiness for town or city residents. The flowering wild crocuses are also a source of pollen for early flying insects such as bees and bumblebees in spring. We highlight two projects created in collaboration with Verver Export.



Tourist attraction for Oberneuland!

"1 million crocuses for Oberneuland" was launched in 2012 by Oberneuland Magazin in collaboration with Umweltbetrieb Bremen. This tourist attraction is supported by a range of sponsors. The Franz-Schütte-Allee area is maintained with the support of Förderwerk Bremen. For more than a decade, the most beautiful photos of people heading out to Bremen - Oberneuland to witness these crocuses have appeared on social media every March.



A wave-like purple strip extends for about 1.5 kilometres between two rows of trees. As cars pass by on one side, people often stop to look at the shared footpath and bike path on the other side. No one has counted the early crocuses, *Crocus tommasinianus* 'Ruby Giant' since they were planted. There are now likely over a million crocuses as they continue to reproduce.





The “blue miracle” of Bad Honnef

Crocus planting is fun, especially for children. The Crocus planting campaign for primary schools in Bad Honnef, initiated by the "Initiative Wirtschaft für Bad Honnef", has been running since 2013. Since then, hundreds of schoolchildren have planted crocuses in various locations in the autumn. Thousands more have been planted in local parks using special planting machines. The campaign "Together we make Bad Honnef bloom" runs every spring to create the "blue miracle". More than 2.5 million Crocus bulbs have been planted by this special initiative.



HYACINTHS

Ordinary Hyacinths

To bring fragrance to your spring beds!



13058
'Aqua'

Medium blue.



13005
'City of Haarlem'

Big flower, yellow.



13006
'Delfts Blue'

Light blue.



13040
'Fondant'

Sturdy, bright pink.



13007
'Gipsy Queen'

Salmon.



13008
'Jan Bos'

Unique colour, cerise red.



13048
'Miss Saigon'

Robust, violet-coloured.



13055
'Pallas'

Star-shaped tips, pure white.



13042
'Peter Stuyvesant'

Beautiful dark blue.



13010
'Pink Pearl'

Strong hyacinth, pink.



13064
'Purple Dream'

Pinkish violet, lighter edge.



13046
'Splendid Cornelia'

Large stem, beautiful violet-purple flowers.



13012
'Woodstock'

A striking, deep purple-red hue.



Ordinary Elite Series Hyacinths

Ever-present in our range. This series has been really successful.



13065
'Amore'

Red!



13013
'Apricot Passion'

A pretty hyacinth in a delicate colour.





13015
'Blue Jacket'

Beautiful blue hyacinth.



13061
'Silvester'

Pink with a red glow.



13060
'China Pink'

Beautiful baby pink.



13067
'Dark Dimension'

Deep dark blue.



13066
'Don Leon'

Pure white.



13023
'Top Hit'

An original colour.



13054
'Yellow Queen'

Stately flower, yellow.



Double-flowering Hyacinths

Hyacinths with fully double flowers, which gives them even more of a presence in your plantation.



13037
'Crystal Palace'

Extremely dark blue.



13056
'White Fleur'

As white as snow!



Multiflora Hyacinths

A series of hyacinths that you can leave to naturalise. They will re-flower for 5 years. One bulb produces more or less 5 stems.



13024
White



13025
Blue



13026
Pink



13027
Mixed



Prepared Hyacinths

Available from 1st January. Easy to cultivate, the instructions will be attached to the delivery.



13062
'Blue Star'

Blue with a dark vein.



HYACINTHS



13030
'Jan Bos'

Cerise red.



13050
'Miss Saigon'

Violet.



13031
'Pink Pearl'

Pink.



13032
'White Pearl'

White.



Did you know...

Multifunctional

The roots of the hyacinth originally come from the eastern Mediterranean from central Turkey to Lebanon. Originally, the flowers were blue, and the flower clusters consisted of single flowers. From the 18th century, breeding was in full swing and new varieties came onto the market, such as double-flowered (multifloras) and other colours.

Hyacinths are suitable for picking gardens. How wonderful to have home-grown and home-picked fragrance bombs in your home!





Verver Export's spring, tulip festivals or spring forums are educational events where theory and practice meet. Will you be there? Visit www.ververexport.com for the activities agenda.

CROCUSES



Grandiflora Crocuses

Widely known for its beautiful cup-shaped flowers and large variety of colours.



14039

'Aqua'

Light blue, dark vein.



NEW



14007

'Flower Record'

Dark blue.



14005

'Grand Maître'

Light blue.



14001

'Yellow'

Yellow.



14002

'Jeanne d'Arc'

White.



14033

'King of the Striped'

Streaked with blue and white.



14006

'Remembrance'

Medium blue.



14004

'Vanguard'

Very light blue.



14035

'Yalta'

Silver - purple.



Botanical Crocuses

Go on, enjoy yourself! Don't hold back. Plant them 'en masse'!



14024

angustifolius

Yellow with brown flames.





14038
chrysanthus
'Ard Schenk'
White.



14012
chrysanthus
'Blue Pearl'
Light blue.



14013
chrysanthus
'Cream Beauty'
Cream.



14032
chrysanthus
'Orange Monarch'
Orange-black. Unique.



14030
chrysanthus
'Fuscotinctus'
Yellow with a copper exterior.



14028
chrysanthus
'Gipsy Girl'
Yellow with purple stripes.



14014
chrysanthus
'Goldilocks'
Golden yellow.



14016
chrysanthus
'Prince Claus'
Blue and white.



14036
chrysanthus
'Romance'
Profusely flowering, buttery yellow.



14037
korolkowii
Golden yellow with dark stripe.



14021
sieberi 'Firefly'
Very light blue.



14027
sieberi 'Spring Beauty'
Dark purple with yellow centre.



14020
sieberi 'Tricolor'
Blue with a yellow crown.



14022
tommasinianus
'Barr's Purple'
Lavender blue, good naturaliser.



14031
tommasinianus
roseus
Pink early Crocus.



14023
tommasinianus
'Ruby Giant'
Violet, very rustic.



NARCISSUS


Cyclamineus Narcissus

Very graceful small narcissi which are, above all, early-flowering. Ideal for naturalising.



15005
'Jeffire'

Commonly used in grass.



15739
'Lady Madonna'

White with creamy white trumpet.
A gem!



15549
'Eaton Song'

Yellow with soft orange trumpet.



15003
'February Gold'

Blooms early, vigorous cultivar.



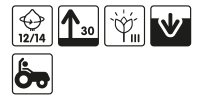
15718
'Orange Comet'

Ivory white with crown changing colour from gold to orange.



15738
'Pre Party'

White with short, round pale yellow crown.



15093
'Prototype'

A very special combination of pink and yellow colours.



15009
'Tête-à-Tête'

Cheerful yellow.



15080
'Toto'

Early and white!



15537
'Winter Waltz'

Thin long trumpet.



Double Narcissus

I call them the giants of the narcissi because of their enormous flowers. Beautiful plants.



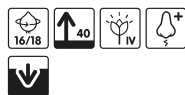
15740
'Ascot'

Yellow interspersed with orange.



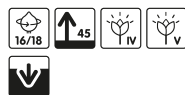
15013
'Cheerfulness'

Delightfully fragrant.



15550
'Delnashaugh'

Beautiful apricot pink full cup.



15551
'Dick Wilden'

Very full flower, strong stem.



15721
'Double Dee'

White with apricot-orange centre.





15552
'Double White Actaea'

Highly fragranced.



15082
'Golden Rain'

Flowery and strongly scented.



15720
'Hart van Alkmaar'

Yellow with little orange centre.



15709
'Heamoor'

Golden yellow double flower.



15016
'Innovator'

Orange Narcissus!



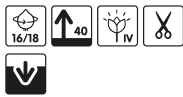
15094
'Lingerie'

As exciting as its name?



15017
'Obdam'

A great bloomer! A very large flower!



15560
'Orange Juice'

Orange at the beginning of the flowering.



15023
'Petit Four'

The variety remains one of the most original.



15527
'Rip van Winkle'

Yellow-green, short stem.



Did you know...



Beautiful or not?

We often hear the expression 'there is no accounting for taste' when it comes to architecture or types of planting in public spaces. The same

is true in the flower bulb trade too. The small double daffodil 'Rip van Winkle' from Ireland is referred to as a dandelion by many bulb growers...


Fortunately, our customers are more appreciative of the double shape of the wild Narcissus minor var. Pumilus.

NARCISSUS



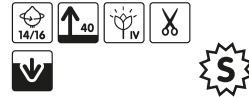
15019
'Sherbourne'

A very large, highly scented flower on a rigid stem.



15508
'Snowball'

Pure white changing colour to ivory.



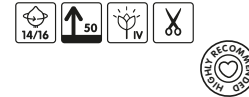
15020
'Tahiti'

Golden yellow mixed with orange petals.



15744
'Tender Beauty'

Large flower, pale colours.



15701
'Tête Bouclé'

A double variant of the world-famous 'Tête-à-Tête'.




15553
'The Bride'

White with some light yellow, multi-flowered.



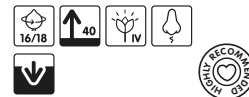
15024
'Wave'

Pale yellow and white, trumpet is filled.



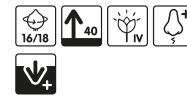
15022
'White Lion'

Ivory white with alternating yellow in centre.



15021
'Yellow Cheerfulness'

Lots of stems, flowers later.



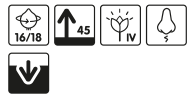
Trumpet/ Large Cup Narcissus

The large-cupped daffodils are characterised by the crown which is as large or larger than the length of the petals that are behind.



15548
'Accent'

A white Narcissus with a beautiful, almost pink trumpet.




15745
'Brooke Ager'

Small ribbed orange cup with hint of pink.




15025
'Avalon'

Light yellow with white crown.



15509
'Bantam'

Pale yellow, open crown with orange edge.



15520
'Bright Sun'

The cup of this Narcissus shines like the sun.



15735
'Cairngorm'

Sulphur yellow with a colour changing crown.



15029
'Carlton'

A very familiar variety of trumpet narcissi.





15736
'Early Cool Flame'

Bright white flower with dark orange crown.



15723
'Central Station'

Very white petals with a lemon-yellow crown.



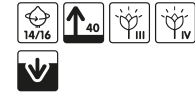
15737
'Clockface'

Blooms late, white with yellow-orange cup.



15538
'Doctor Alex Fleming'

Orange crown on white petals.



15531
'Ferris Wheel'

Extremely large flowers.



15033
'Fortissimo'

Lemon yellow with deep orange wavy trumpet.



15543
'Garden Club of America'

White petals and the cup both draw attention.



15526
'Goblet'

White with lemon yellow trumpet.



15034
'Golden Harvest'

Bestseller. Golden yellow.



15035
'Ice Follies'

Resistant to all diseases.



15037
'L'Or de Janvier'

Extremely early flowering.



15528
'Love Day'

Golden yellow with a tangerine yellow crown.



15039
'Modern Art'

Round flower with wavy crown.



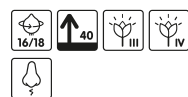
15040
'Mount Hood'

The best performing white Narcissus.



15741
'Orange Sunset'

White with wide-spreading orange trumpet.



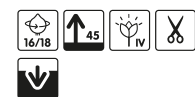
15724
'Pacific Rim'

A striking red edge on the bright yellow crown.



15555
'Pinza'

Beautiful bright colours.



NARCISSUS



15711
'Precocious'

Beautiful cup with strong colour.



15733
'Romance'

Creamy white with pink crown.



15746
'Signor'

Soft yellow with warm yellow crown.
Replaces 'Sagita'.



15529
'Slim Whitman'

Ivory white with yellow-orange fringed crown.



15532
'Standard Value'

Dark yellow, very popular.



15046
'Sweet Harmony'

Large flowers. Trumpet is slightly fringed.



15747
'Tom Pouce'

Yellow petals with white, pink crown.



15707
'Topolino'

Cream-coloured flower with a vibrant yellow crown.



**Trumpet/
Small Cup
Narcissus**

The small cupped narcissi are characterised by a cup which is smaller than the length of the petals that lie behind them.



15521
'Barrett Browning'

White with orange-red crown.



15712
'Brackenhurst'

Sturdy stems, yellow with orange crown.



15742
'Edna Earl'

White petals surround small orange-yellow cup.



**Decasplit
Narcissus**

The crown of these narcissi folds apart.



15099
'Apricot Whirl'

The first good decasplit Narcissus with a pink crown.



15048
'Broadway Star'

White with a beautifully coloured crown.



15051
'Cassata'

Creamy yellow with yellow collar.



15510
'Centanees'

Pale yellow with orange collar, fragrant.





15743
'Cum Laude'

Showy ruffled petals that are split and curled.



15727
'Electrus'

Creamy white with orange crown.



15728
'Flyer'

Bright yellow with ruffled crown.



15053
'Lemon Beauty'

A beautiful variety with a very curious shape.



15050
'Orangery'

White with orange collar.



15748
'Anfield'

Abundance of flowers from one bulb.



15557
'Parisienne'

Bright white, dark orange collar.



15715
'Prom Dance'

Bright white with lemon yellow cup.



Jonquilla Narcissus

I love this range of narcissi because they flower at the same time as tulips. Perfect for using together.



15704
'Beautiful Eyes'

Ivory-coloured petals with a small orange crown.



15533
'Blushing Lady'

The crown turns pink as it matures.



15729
'cordubensis'

Very showy!



NEW



15749
'Cosmopolitan'

Pale orange-yellow crown, orange-pink edge.



NEW



15734
'Garden Opera'

Golden yellow with orange cup, multi-flowered and scented.



15705
'Golden Dawn'

Bright yellow with an orange cup.



15547
'Golden Echo'

White with dark yellow crown.



15534
'Lieke'

White with small yellow crown.



NARCISSUS



Did you know...

Petticoats

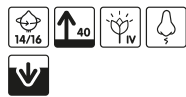
The bulbocodium or 'petticoat daffodil' has been on the market since time immemorial. However, it never truly gained popularity because in practice, the original, wild, graceful bulbocodium does not naturalise very well. It's just too cold in Northern Europe.

But fortunately, daffodil lovers and breeders are working hard to rectify that. Like the 'Oxford Gold' from American breeder Walter Blom. He crossed the wild bulbocodium Narcissus with a richly flowering jonquil Narcissus. The result is a turbo-charged bulbocodium; large flowers with a beautiful colour and a Narcissus that will grace natural planting in parks.



15058
'Pipit'

Lemon yellow Narcissus with white crown.



15060
'Sailboat'

Creamy white with slender, yellow trumpet.




Triandrus Narcissus

Triandrus Narcissus are characterised by more flowers per stem.




15558
'Starlight Sensation'

Creme white flowers that have a fruity fragrance.



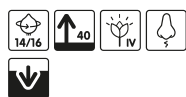
15516
'Stint'

An elegant lemon yellow Narcissus.



15559
'Sunlight Sensation'

Yellow, very flowery.



15066
'Thalia'

Decorative and pure white.




Special Narcissus

Other narcissi that do not belong to any of the official groups. But definitely worth it!



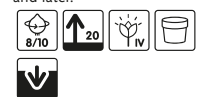
15086
'Baby Boomer'

Small, numerous pale yellow flowers.



15544
bulbocodium 'Oxford Gold'

Petticoat Narcissus. Blooms larger and later.





15069
'Dallas'

White with a subtle green coloured crown.



15070
'Double Campernelles'

Long flowering time, wonderfully fragrant.



15732
'Lancaster'

White flowers with a yellow-orange cup with a green heart.



15079
lobularis

For naturalising in lawns.



15067
poeticus 'Actaea'

A flat, convex crown that is yellow and bordered with red.



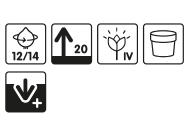
15077
poeticus recurvus

One of the last flowering narcissi.




15078
'Segovia'

Pure white with lemon yellow crown.



15068
tazetta 'Avalanche'

Multiple fragrant flowers on 1 stem.



15071
tazetta 'Geranium'

White with orange crown, profuse flowering.



15073
tazetta 'Grand Soleil d'Or'
Abundant and deliciously scented blooms.



15074
tazetta 'Minnow'

Short, fragrant white with lemon yellow trumpet.



15706
'W.P. Milner'

Soft yellow turning to creamy white.



THE OTHER BULBS

Allium (Ornamental Onion)

A bulbous plant variety that continues to astound us by constantly producing new shapes! Do you share our admiration?




16001
aflatunense

Perfect for naturalising.




16134
aflatunense
'Purple Sensation'

Dark purple, beautiful seed pods.




16002
atropurpureum

Minimal foliage.




16004
caeruleum

Not very hardy.



16240
'Chicago'

Violet globe-shaped Allium with flat base.




NEW




16003
cristophii

Lots of little stars assembled on an enormous ball.




16006
giganteum

Later than the Allium 'Globemaster'.




16025
'Gladiator'

Blue-lavender colour.




16007
'Globemaster'

Enormous flowers, very decorative.




16022
'Graceful'

Delicate pink hue.




16008
'Hair'

Also beautiful dried!



16180
'Mercurius'

Leaf remains green.




16195
'Metallic Shine'

Very suitable as a cut flower.



16212
'Miami'

Purple-red, sturdy stems.




16010
moly

floriferous!



16011
'Mount Everest'


Tall flower, beautiful among perennials.






16023
nigrum

Semi-oval, creamy white.




16213
'Ostara'

Large round flower, intense purple-red colour.




16239
schubertii 'Arctic Snow'

Flower head diameter up to 50 cm.



16185
'Purple Rain'

Purple violet with star-shaped flowers.



16216
'Red Mohican'

Burgundy flower with crest.




16013
schubertii

Extremely large flower.




16012
sphaerocephalon

A very prolific flowerer.



16018
'Summer Drummer'

Large sturdy plant.



16014
triquetrum

A very early-flowering Allium. Invasive.



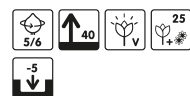
16191
'White Giant'

Suitable as a cut flower.



16015
Mixed

A mixture of small-flowered alliums.



Anemone

Anemones bring plenty of colour to borders among the perennials. Early groundcover, colourful cheerful flowers later on.



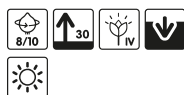
36016
De Caen

Bright colours.



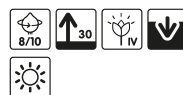
36026
De Caen bicolor

Spectacular white-red.



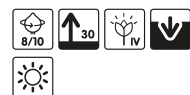
36017
De Caen 'Hollandia'

An intense red.



36018
De Caen 'Mr. Fokker'

An intense blue.

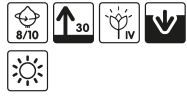


THE OTHER BULBS



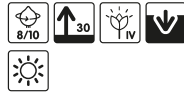
36020
De Caen 'Sylphide'

Bright pink.



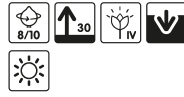
36019
De Caen 'The Bride'

A pretty white flower.




36021
St. Brigitte

Mixed double flowers.




36022
blanda Mixed

Blue colour dominant.




36023
blanda Blue

Blue.




36024
blanda 'Charmer'

Pink.



36025
blanda 'White Splendour'

White cover.



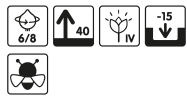
Arum

Shady with beautiful berries in autumn.




29009
italicum

White flowers. Beware, berries are poisonous.



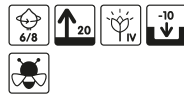
Bellevalia

Closely related to Muscari, sometimes called Muscari paradoxum, but it grows even taller.



16026
pyncnantha

Easy flower bulb.



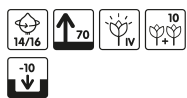
Camassia

Native to North America, Canada. Preference for nutrient-poor, moist soil.



16145
cusickii

Blooms early.



16029
leichtlinii 'Alba'

Blooms later than the blue variety.



16135
leichtlinii 'Blue Melody'

Pale blue, blooms later, variegated leaves.



16028
leichtlinii 'Caerulea'

Good perennial bloomer.



16171
leichtlinii semiplena

This cultivar has a light green sheen.





16027
quamash

Naturalises easily.




Chionodoxa

Superb flower bulbs that herald the spring.




16176
forbesii 'Blue Giant'

Large flowers, beautiful blue.




16032
forbesii 'Pink Giant'

Pink.



16030
luciliae

Smaller flowers.



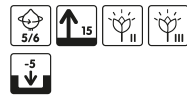
16031
luciliae 'Alba'

White.




16196
solida 'Beth Evans'

Bright pink large flowers.



16033
sardensis

Small light blue flowers.



Corydalis

Corydalis finds it easy to grow in the wood of broad-leaved trees, at the bottom of slopes and on the edge of ditches.



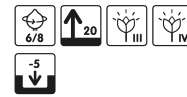
16034
solida

Prefers the shade.



16227
solida 'Purple Bird'

Flowers are deep purple with abundant flowers.




Cyclamen

Cyclamen always needs a few years before it gets properly settled in and starts flowering abundantly.




16035
coum

Pink and magenta blooms in winter and in spring.




16036
hederifolium

Light flower with reflective petals.



16037
hederifolium 'Album'

White coloured, blooms in the autumn.



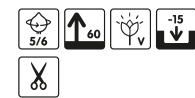
Dichelo-stemma

Beautiful North African bulbous plant of the prairie. These bulbs flower long.



16136
congestum

Delicate light blue flowers.





16131
ida-maia

A curious plant.



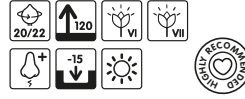
Dracunculus

Dracunculus vulgaris or the snake lily: lovely for admiring, but not for inhaling.



16038
vulgaris

Mature flower smells like rotting meat.



Eranthis

A small and very popular bulbous plant given the fact that it is one of the first flowers in the year to start flowering profusely!



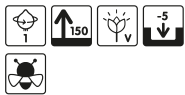
16039
hyemalis

Guaranteed flowering, grown in NL.



16243
isabellinus 'Moneymaker'

Light, warm-yellow flower.



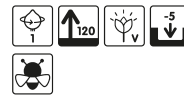
Eremurus

Original habitat is dry, rocky and heavily grazed mountain slopes.



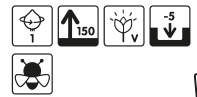
16040
bungei

The smallest of the family. Golden yellow.



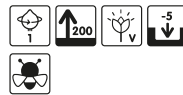
16242
himalaicus

Most white Eremurus.



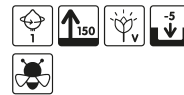
16041
robustus

The largest in the family! Pale pink.



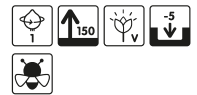
16043
ruyter 'Cleopatra'

Salmon-coloured.



16044
ruyter 'Emmy Ro'

A beautiful orange flower pastel colour.



16047
ruyter 'Romance'

Light pink.



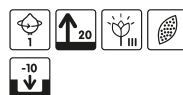
Erythronium

One of the reasons for the limited availability of stocks is the fact that it is difficult to grow.



16048
'Pagoda'

Leave it to naturalise in a tree-covered area.



Freesia

Please note: not very hardy!



36049
Mixed

A cheerful mix of bright colours.




Fritillaria

100% results thanks to their substantial size.




16050
aureomarginata

Very limited quantities available!




16141
imperialis 'Aurora'

Dark orange.




16182
imperialis 'Garland Star'

Flower with many bells.




16053
imperialis 'Lutea'

Large flower, yellow.




16052
imperialis 'Rubra'

Tall, statement in the border.



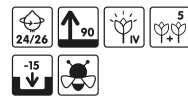
16186
imperialis 'Sunset'

Intensely warm orange flowers.




16057
'Ivory Bells'

Alone and in a group, it draws attention!




16054
meleagris

Naturalises in very moist soil.



16132
michailovskyi

Combine with small wild tulips.



Did you know...

Dice cup

Fritillaria appear in Europe and North Africa (especially around the Mediterranean), temperate Asia and North America. Many of the wild fritillaries are threatened with extinction due to habitat degradation, livestock grazing and harvesting.

The botanical name Fritillaria dates back to 1570 and comes from the Latin word 'fritillus' which means 'dice cup'. This refers to the shape of the flowers, and possibly to the variegated colour pattern that characterises many of the flowers.

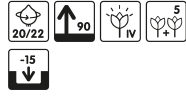


THE OTHER BULBS



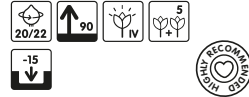
16055
persica

A beautiful mauve coloured plant.



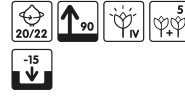
16206
persica
'Green Dreams'

Green, large flowers.



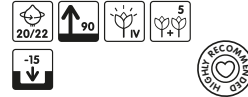
16230
persica
'Purple Dynamite'

Beautiful shiny black- purple flowers.



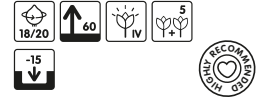
16197
persica
'Twin Towers Tribute'

Two flowers from one bulb.




16056
raddeana

Greenish-white bells.



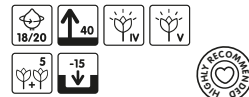
16244
'Early Dream'

Flower and bulb virtually odourless.
Orange-yellow.



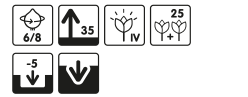
16231
sewerzowii

Green yellow to vibrant purple flowers.



16137
uva-vulpis

Grey-purple bells with yellow-green band.



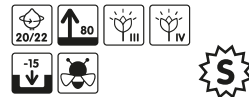
Fritillaria Early

Not officially a botanical group. Crown Imperial look but blooming early and the plant is slightly less heavy. Beautiful framed flowers.



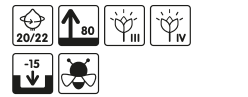
16198
'Early Fantasy'

Mild orange color. Rich flowering.



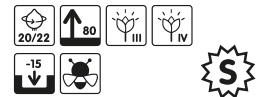
16199
'Early Passion'

Lemon yellow, soft tone.




16228
'Early Sensation'

Bright yellow.



16232
'Red Beauty'

Large red flower.



Galanthus

This small and delightful bulb for naturalisation is a must have in your green spaces.



16233
elwesii 'Mount Everest'

Substantial snowdrop.



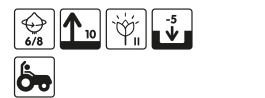
16245
elwesii 'Polar Bear'

Upward-facing large flowers



16058
nivalis

Best-known snowdrop.





16059
nivalis 'Flore Pleno'

Small white double flowers.



16060
nivalis 'Viridi-apice'

At the end of the petals a small green mark.



Gladiolus

This rustic Gladiolus originates from the areas surrounding the Mediterranean.



23027
byzantinus

Natural look, purple.



23045
byzantinus 'Whistling Jack'

Brilliant wine-coloured.



Hyacinthoides

Whatever kind you use, they naturalise fine, on shady plant locations too.



16201
hispanica 'Dainty Maid'

Small deep purple pink flowers.



16148
hispanica pink

Pink bells around stem.



16147
hispanica white

White bells around stem.



16149
hispanica blue

Blue bells around stem.



16150
hispanica mixed

Mix of three colours.



16184
hispanica 'Excelsior'

Blue, large, for in grass.



16187
hispanica 'White City'

White, large, for in grass.



16151
non-scripta

The real English Blue Bell.



Ipheion

Like so many other flower bulbs Ipheion does not like "wet feet." They naturalize well.



16069
uniflorum

Light blue star-shaped flowers.



16192
uniflorum 'Alberto Castillo'

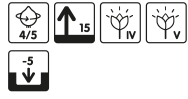
Bright white star-shaped flowers.



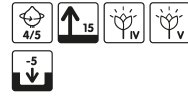
THE OTHER BULBS



16234
uniflorum
'Charlotte Bishop'
Purple-pink star-shaped flowers.



16246
uniflorum **'Jessie'**
Dark blue star-shaped flowers.



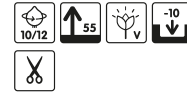
Dutch Iris

The Dutch Iris is not hardy in all of our markets. That's why they're also in our summer catalogue.



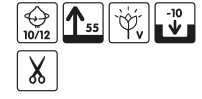
36062
'Apollo'

A beautiful bi-coloured variety.



36063
'Blue Magic'

Dark blue.



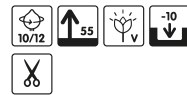
36074
'Silver Sky'

Soft blue with dark accents.



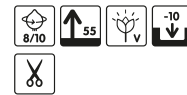
36073
'Casablanca'

Pure white, with yellow markings.



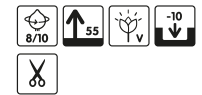
36064
'Eye of the Tiger'

Brown stripes and blue-violet, golden yellow colour.



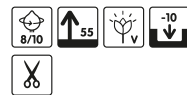
36071
'Pink Panther'

Lilac pink flowers with yellow hearts.



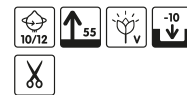
36070
'Strongold'

Robust, yellow.



36066
'Telstar'

Dark blue.



36068
Mixed

Bright, cheerful colours.



Botanical Iris

Small bulbs but with a truly remarkable bloom performance. The Iris flower continues to intrigue.




16071
danfordiae

Yellow, with delicate green accents.



16193
magnifica

White with soft lilac and wide leaves.



16237
reticulata **'Harmony'**

Cornflower blue.



16076
reticulata **'Natasha'**

Ivory white. Golden yellow nectar guide.





16190
reticulata 'Pauline'

Violet, dark purple lip.



Ixia

It comes from the meadows of the Western Cape in South Africa. It doesn't take kindly to extreme cold.



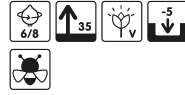
16208
paniculata 'Eos'®

Pale apricot yellow flowers.



16077
Mixed

A pretty and very cheerful mixture.




Leucojum

Leucojum comes from a very large original habitat. Moist soil is important.



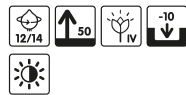
24020
candidum

The Madonna lily!



16078
'Gravetye Giant'

Beautiful by the pond.



16164
vernum

Flower bulbs grown in the Netherlands. Plant immediately.




Botanical Lilium

Botanical lilies come in many forms. One thing they have in common is that they combine beautifully in perennial borders.




24050
henryi

Orange flowers, lots of brown flecks.




24053
martagon 'Arabian Night'

Richly flowering Turkish lily.




24086
martagon 'Manitoba Morning'
Pink red flowers with yellow brown flecks.



24078
martagon 'Orange Marmalade'

Airy flower clusters with soft orange flowers.



Muscari

Muscari absolutely deserves its rightful place as part of our flower bulb range. Do not forget to include them in your spring plantation campaign planning.




16079
armeniacum

Propagates easily.



16207
armeniacum 'Big Smile'

Large flowers.




16080
armeniacum 'Blue Spike'

Fully double flowers.







16081
armeniacum
'Dark Eyes'
Dark with white dots.




16146
armeniacum
'Fantasy Creation'
Very full robust grape hyacinth.



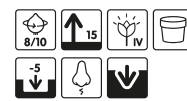
16082
armeniacum
'Valerie Finnis'
A very beautiful pastel blue colour.



16235
azureum
Sky blue with dark stripe.



16194
'Baby's Breath'
Pastel blue, lightly scented.



16179
botryoides 'Agressi'
More vigorous than 'Album'.



Did you know...


"Grape hyacinth"

Muscari originates from the Mediterranean area, Central and Southern Europe, North Africa and Central and Southwest Asia. The name Muscari comes from the Greek word for musk, moschos, and refers to the smell.

The grape hyacinth is a plant from the asparagus family or Hyacinthaceae. The flowers grow close together and are almost spherical. The lower flowers dip, and the upper ones are slightly upright. These top ones usually have no pestle or stamens.



16139
botryoides 'Superstar'
Beautiful blue.




16084
comosum
The tassel hyacinth.






16189
comosum 'Plumosum'

Feathery flowers, lavender.




16085
'Golden Fragrance'

Different colour!




16086
latifolium

Bi-coloured with very wide foliage.



16248
'Nature's Beauty'

Double light blue flowers.



NEW



16166
neglectum

Deep dark blue flower (almost black).



16172
'Pink Sunrise'

Light pink flower.



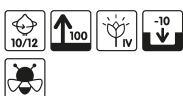
Nectaroscordum

This very singular bulbous perennial was once part of the Scilla family... A must-have in your permanent borders.



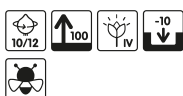
16088
siculum

A curious plant.



16183
tripedale

Silky pink.



Ornithogalum

Ornithogalum is a genus of bulbous plants that perfectly lends itself to naturalisation and being used a cut flower by the same token.




16089
arabicum

White flower, lightly scented.



16091
nutans

Prefers partial shade.



16203
ponticum 'Sochi'

Beautiful long spike with white flowers.



16092
umbellatum

Suitable for naturalising. Invasive.



Puschkinia

A small family that is directly linked to the Scilla and the Chionodoxa. May be planted in the shade of small box trees/hedges.



16093
libanotica

Naturalises very easily.



16094
libanotica 'Alba'

Ideal for in grass.



THE OTHER BULBS

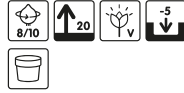
Ranunculus

An agreeable bulbous plant to boost the sparkle your spring flowerbeds. Attention – not really a rustic plant.



36095
Mixed

For France only.



16096
bifolia

A small blue and extremely early Scilla.



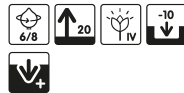
16097
bifolia rose

The pink variant of Scilla bifolia.



16102
litardierei

A blue-violet Scilla that grows easily anywhere.



Scilla

All squills are superb plants for naturalising. Especially the siberica, tubergeniana and non-scripta varieties.



16105
mischtschenkoana

(syn. tubergeniana) Very early-flowering.



16103
siberica

One of the most rustic flower bulbs.



16104
siberica 'Alba'

White star.



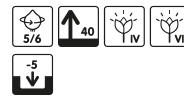
Sparaxis

A small bulbous plant originating from the humid and rocky regions of South Africa. Protect it in cold climates with thick, dry mulch.



36107
tricolor

Not very hardy!



Indoor Cultivation

All Amaryllis bulbs are prepared for flowering indoors. Store bulbs until planting at < 13 degrees. Plant from late October.



16108
Narcissus 'Ziva'

Plant as soon as they arrive, they flower within 4 weeks.



36110
Amaryllis 'Apple Blossom'

Light pink.



36148
Amaryllis 'Chico'

A delicate and extremely expressive Amaryllis.





36163
Amaryllis 'Fantasy'

White with a hint of green.



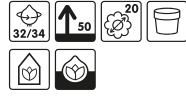
36159
Amaryllis 'Gervase'

Light pink with a warm pink pattern.



36168
Amaryllis 'Hercules'

Large dark pink-red flowers.



NEW



36146
Amaryllis 'Minerva'

Red and white.



36165
Amaryllis 'Mont Blanc'

White.



36156
Amaryllis 'Orange Sovereign'

Dark orange.



36169
Amaryllis 'Showmaster'

White with red.

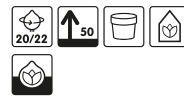


NEW



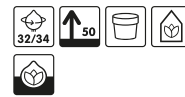
36119
Amaryllis 'Papillon'

Curious colour and shape.



36114
Amaryllis 'Red Lion'

Red.



36147
Amaryllis 'Rilona'

Salmon pink.



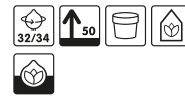
36131
Amaryllis gefüllt 'Aphrodite'

Red and white, double flower.



36149
Amaryllis gefüllt 'Benfica'

Dark red.



36151
Amaryllis gefüllt 'Dancing Queen'

Strong, full flowers.



36167
Amaryllis gefüllt 'Double King'

A striking red.



36133
Amaryllis gefüllt 'Elvas'

Creamy white with purple spots.



36164
Amaryllis double 'Marilyn'

Snow white, hint of lime green.



36154
Amaryllis trompette 'Estella'

Dark pink with a white stripe.





2,700 historical tulips

The Hortus Bulborum is a unique part of bulb-growing history. The 1.5-hectare museum garden contains 2,700 historical tulips, 950 different daffodils, 120 species of crocuses and as many species of hyacinths and 50 varieties of the *Fritillaria imperialis*. The garden is divided into two sections of four blocks: four blocks are used and four are left fallow in rotation. Tulips can only be planted if they had significance in both trade and cultivation.

The fight against viruses


The large team of volunteers and the curator do their utmost to preserve the old species for posterity while growing the range. The main concern is the diseases that can affect tulips. Many older species are becoming weaker and more susceptible to viruses. However, there are also very old species that don't seem to be affected by viral diseases, such as the 'Duc van Tol Red and Yellow'.

Genetic material

The task of the Hortus is not only to preserve historical bulbs for future generations, but also to preserve genetic material from old species for breeding. To date, there is no crop with a known DNA structure, but we do know that the tulip has 10 times more DNA than humans. That DNA is what the breeders want to be able to map. Breeders are allowed to collect pollen stems in the Hortus Bulborum, and they provide bulbs on request.


Historical Narcissi

Superb ancient varieties by the breeder Joséphine Dekker. A specialist in historical narcissi.



15108
'Laurens Koster'

It dates from before 1906!



15101
'Mrs Langtry'

White, very finely serrated petals. Very elegant. Pre 1869.



15103
'White Lady'

Already known in 1897.



15109
'Queen of the North'

This beautiful Narcissus dates back to 1908.



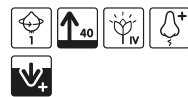
15107
'Sophie's Choice'

A very unique Narcissus of which no one knows the exact age.



15102
'Stella'

Already described in 1869.



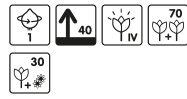
Historical Tulips

Historical tulips from the Hortus Bulborum in Limmen (Netherlands).



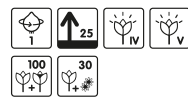
12402
'Columbine'

A 'breeder' tulip dating from 1929.



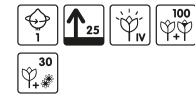
12405
'Lac van Rijn'

This is the oldest representative of the group of single early tulips (1620).



12403
'Duc van Tol Red & Yellow'

The 'Red and Yellow' dates from 1595.



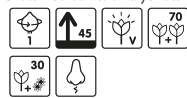
12408
'Insulinde'

You will be stunned by its beauty and complex colours (1914).



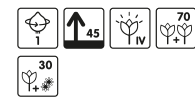
12411
'James Wild'

A 'breeder' tulip from 1863. A beautiful round flower in an olive-brown colour with a yellow base.



12412
'Rubella'

A Rembrandt tulip (1903).



CONNECT

Plant, manage and enjoy together - this is possible with community participation projects in your city/municipality. Verver Export has devised several packages / product lines especially for these kinds of projects.

From young to old, from neighbourhood to community association, a fun initiative for every target group!



BEE WISE®

Flower bulbs for insects!!!

Hand out flower bulbs for pollinators to your residents with our Box Bee Wise!

A good way to contribute to the beautification of your environment and contribute to the development of natural areas.

The pollinators

The bulbs bloom throughout spring, providing plenty of flowers for pollinating insects to feed on. A pollinator is an insect that carries pollen between flowers as it travels around. The number and diversity of pollinators strongly influences plant diversity and vice versa, and the loss of diversity among pollinators can threaten the sustainability of plant communities.



11667



Box Bee Wise Autumn

40 mixed flower bulbs for pollinators. Combination of Tulipa, Crocus, Muscari and Narcissus.

Flowers in spring. For planting in full sun!

Sales unit: 12 items per carton.
Last ordering date: 1 November

11668



Box Bee Wise Autumn BIO

40 mixed flower bulbs for pollinators from an organic pollinator crop. Combination of Tulipa, Crocus, Muscari and Narcissus.

Flowers in spring. For planting in full sun!

Sales unit: 12 items per carton.
Last ordering date: 1 August

11914



Box Bee Wise Autumn Special

Like box 11667, including your personal message or logo on sticker with self-closing strip.

The (Neighbourhood) Picking Garden

The Picking Garden has a community role. It is a place where neighbours can meet, even if they don't like gardening. The Picking Garden contributes to social cohesion in the neighbourhood and has ecological and social added value.

With the following spring picking garden packages, you will contribute to nature in the neighbourhood, social cohesion and you can use the proceeds of the flowers for the volunteers and the neighbourhood.

Action for you as a green manager

- Provide sites on council land.
- Find volunteers for management and knowledge transfer.
- Assist with basic facilities such as equipment & water.

Practical planting & picking tips

- The best way to pick the bulbs is to grasp them by the bottom of the stem just above the ground and pull.
- Tulips: don't plant the bulbs too deep. This makes it easier to pull them from the ground in the spring, with the flower bulb attached. The bulbs should always be removed from the ground to prevent diseases.
- Narcissi: only pick the stem of the narcissi, leave the leaves. These bulbs will produce flowers again the following year.



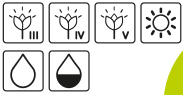
21801

Pack Picking Pleasure Spring 5.000

This pack contains 5.000 bulbs suitable for picking flowers in the spring.

- 9 x 300 tulips, in different colours and early/mid/late spring flowering.
- 5 x 300 narcissi, in a variety of colour schemes, flowering early and mid-spring.
- 200 Allium aflatunense 'Purple Sensation'
- 100 Allium 'Mount Everest'
- 500 Anemone De Caen mixed

Approximately 100 m² with no paths



100m²

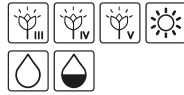
21802

Pack Picking Pleasure Spring 10.000

This pack contains 10.000 bulbs suitable for picking flowers in the spring.

- 12 x 500 tulips, in different colours and early/mid/late spring flowering.
- 5 x 500 narcissi, in a variety of colour schemes, flowering early and mid-spring.
- 300 Allium aflatunense 'Purple Sensation'
- 200 Allium 'Mount Everest'
- 1000 Anemone De Caen mixed

Approximately 180 m² with no paths



180m²





Flower bulbs for between the headstones

Add natural colour to your cemetery with natural flower bulbs. The selected varieties also attract bees and butterflies.

Help the pollinators!

The bulbs bloom early in the year and are often the first flowers for insects looking for food. A pollinator is a foraging insect that transfers pollen from flower to flower. The number and diversity of pollinators have a strong influence on biodiversity and vice versa.

The loss of diversity of pollinators can threaten the sustainability of plant communities. Offer this package for sale at your cemetery to highlight awareness for biodiversity in cemeteries. It is an educational and positive message from your city council to the residents.



11719



Kit 'Cemetery bulbs for between the headstones'

Mixed box

- 1000 Mixed flower bulbs for pollinators.
- Composed of tulips, Scilla, Ornithogalum, Allium, narcissi and crocuses.
- Flowers from early spring.



11755

Verver 'Sunny Sushi' ©



11756

Verver 'Shady Sushi' ©



Blooming Sushis®

Surprise everyone with flowering in unexpected places. Ideal for cemeteries or other paved (gravel) places where you want to add flowers. Flowering time from spring to autumn.

- Sustainable greenery.
- Encouraging biodiversity. Bee lover.

**Each 60 x 10 cm 'Blooming Sushi' contains:
50 flower bulbs and 3 perennials.
Lifespan: 5 years ++.**

Technical information:

- Place the Sushis in a sunny or shady spot, depending on which you buy.
- Dig in the Sushis and leave the plants alone on the surface. The jute cloth will break down.
- Water the Sushis again once you have positioned them. The Sushis are designed to withstand drought. However, in the event of extreme drought, water if possible.

Minimum order quantity: 8 cases of 3 Sushis (i.e. 24 pieces = 14 linear meters).

Latest order date: 15 September.



Spring-flowering bulbs in pots

For your special events, order 'pre-grown spring bulb pots' * to brighten up your celebrations, gardens, streets and squares.

Enjoy a long flowering period.

Use For indoor and outdoor use.
Availability Available from December to April.

The product

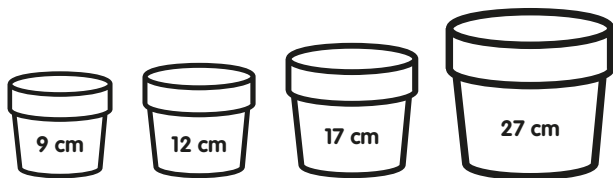
- Narcissus, Tulipa, Hyacinthus, Muscari and many other small bulb plants are available from us in pots.
- Pot sizes can vary from bowls of 27 cm diameter to small 9 cm pots. The bowls (17 and 27 cm) must be ordered early in the autumn.



Product	XII	I	II	III	IV
Tulipa single-flowered	[red]	[orange]	[green]	[green]	[green]
Tulipa double-flowered, other shapes	[red]	[red]	[green]	[green]	[green]
Narcissus Tête-à-Tête	[orange]	[green]	[green]	[green]	[green]
Narcissus other	[red]	[orange]	[green]	[green]	[orange]
Hyacinthus (white, blue, pink)	[green]	[green]	[green]	[green]	[orange]
Muscari (assorted varieties)	[red]	[orange]	[green]	[green]	[green]
Crocus (assorted colours)	[orange]	[green]	[green]	[orange]	[red]
Anemone blanda	[red]	[orange]	[green]	[green]	[orange]
Scilla	[red]	[green]	[green]	[green]	[orange]
Fritillaria meleagris	[red]	[red]	[green]	[green]	[orange]
Iris reticulata	[red]	[orange]	[green]	[green]	[orange]

[green] = Available
 [orange] = Medium availability
 [red] = Not available

The 27 cm bowls are perfect for use without an extra decorative pot. The smaller pot sizes are particularly suitable for transplanting into beautiful large decorative pots, possibly in combination with biennials, or even for planting in a flowerbed (indoors or outdoors).



The stages

- Verver Export can deliver the bulbs in pot in two stages, if ordered in time. You can choose at what stage you want to receive the plants, depending on your intended use and processing method.
- Make a choice based on the example picture we send you.
- The earlier the delivery, the longer you can enjoy the growth and flowering. But for an event where flowering must be at its peak on a certain day / week, you can order more mature pots.

* Not all bulbs are available at all stages due to rapid growth or risk of damage during transport.



Stage A



Stage B



Order information

- Order in the pre-season (July - October) for your event with a specific date. We will produce them by the specified date. You can also order multiple combinations at once, so you can be sure that your event during the season will be a great success.
- Order during the season (December - April) and we can let you know what bulbs are in production.



Urban style

The wooden boxes are covered with colourful graffiti – in keeping with the urban environment.

29811

A postage stamp park!

Are the building works in your city creating an eyesore for passers-by for months on end? Or do you have an unattractive, empty plot spoiling the middle of a lovely shopping street? With the Verver Export PopUp Park, you can create a temporary park to take attention away from long-term disruption to the view.

We take care of everything...

The concept is an easy-to-place 'vandal-proof' park with a seating area and approximately 10 m² of planting in containers. Depending on the season, the planting includes perennial shrubs and plants, spring and summer flowering bulbs, and annuals.

The containers are delivered completely planted with the planting for the season of delivery. Additional planting for subsequent seasons can be ordered as a package and added or replaced yourself. The park can be moved to another location using a forklift truck or similar lifting equipment.

Two versions

You can choose from two versions of the park.

'Urban Style'

The wooden boxes are covered with colourful graffiti – in keeping with the urban environment.

'Natural Style'

The wooden boxes have a neutral wood colour and look like large fruit boxes.

Price on request as it depends on the period of ordering.

What you need to do

The volume of potting soil in the containers can also store enough water for a week in summer. You only need to water during periods of long drought. Keep the park clean of litter and remove any dead flowers in the summer.



”

Create a small green oasis for the neighbourhood to meet in public spaces.



29814

Natural style

The wooden boxes have a neutral wood colour and look like large fruit boxes.

Pick & Go Tulip Garden



Design your picking garden with our pre-selected tulips! You can order a Pick & Go Tulip Garden in a variety of colours from us. The grower plants the tulips for you and puts them in the greenhouse at the right time, so you will receive tulips that are just about to flower and can be picked immediately.

The Pick & Go Tulip Garden is specially designed for one-day events. If you want to celebrate something in the spring, why not let your members, customers or the public 'pick' their favourite tulips, bulb and all. It doesn't get any fresher than this.

On the day before the event, we deliver the crates to your location and install and set up everything according to your preferred layout. Make sure there is room for people to walk between the tulips so they can reach everything easily. Regulate the flow of people so everyone can take their time to choose their tulips and really enjoy the picking experience.

Preparation at the nursery:

- The tulip bulbs are pinned into crates when they arrive at the cut flower grower. They grow without soil, only in water.
- The crates are placed in cold storage, where they get their 'natural winter' to ensure they will grow and flower later.
- The tulip crates are put in the greenhouse about three weeks before your event.
- We will bring the tulips in bud to you shortly before your event; the crates will still contain some water.

PICK & GO TULIP GARDEN STORYBOARD



Order now!

You can order a Pick & Go Tulip Garden in quantities of 10.000 or 20.000 tulips. Order in time to make sure you have plenty of choice of colours. The Pick & Go Tulip Garden is available from 1 February to 1 May. Price available on request due to quantity, delivery time and location.



Action: less paving!

Replacing paving stones with grass, flower beds, trees and front gardens will make your village, town, or city climate-proof, insect-friendly, cooler on hot days, and much more beautiful.

Paving out, 'Rocky Road' in

The weather in Europe is becoming more extreme. Heavy rain showers and long periods of heat are followed by drought. As our living environment becomes more heavily paved, we increasingly encounter problems like heat stress and flooding. When it's hot, these stones don't cool down, and when it rains, they don't allow water to seep through. The sewer system can become overwhelmed, or basements can be flooded by the excess rainwater. More greenery will put a stop to this!

Verver Export has created a special series, Rocky Road flower bulb mixtures that are perfect for planting in the small strips of soil between paving stones. In spring, they provide colour, prevent evaporation from wasteland and provide an excellent seedbed for a summer flower seed mixture.

Flower bulbs can be planted directly in poor soil since they contain their own reserve food. If you want to combine them with perennials, we recommend adding some garden soil to the cleared planting area.



11636

Verver 'Rocky Road Dream' ©

A colourful mix, ideal for the school playground, local square or along facades. The small, early flowering iris is a nice surprise.



11637

Verver 'Rocky Road Sun' ©

A colourful mix to create warm edges along facades or walls. Ipheion brings the flowering season to a close.



11638

Verver 'Rocky Road Flower' ©

An abundantly flowering mix with a variety of small, robust bulbs. Also suitable for small edges along verges and facades.





Flower bulbs – for children too!

Order the package for the schools in your community and encourage interest in our wonderful profession!

Children can learn a lot from nature, especially when they start to get involved on their own. By planting flower bulbs themselves, they learn about flower bulbs up close and personal in a fun way. The Verver Export school package is a complete teaching package and includes a varied assortment of flower bulbs. The children plant the bulbs together in the school garden or in pots for the playground. They can see for themselves how the bulbs grow into beautiful flowers. This experience will stay with them for a lifetime!

Target group

The school package is aimed at primary school children, aged 6 to 12 years. The goal is to introduce children to nature in an accessible and exciting way. Scientific evidence shows that this contributes to a child's development in a positive and healthy way.

The package

With the flower bulb pack, your class can get started right away. The package contains:

- ✓ 600 bulbs (200 tulips, 100 crocuses, 200 narcissi, 100 grape hyacinths)
- ✓ 1 poster for the classroom
- ✓ 30 workbooks
- ✓ 1 teacher's guide
- ✓ 5 garden shovels
- ✓ 30 spikes

Workbook

The package includes a fun, educational workbook for each child in the class. This booklet introduces the class to the wonderful world of flower bulbs. It contains stories about the seasons and how the flower bulbs develop. The booklet also contains lots of craft ideas and photo activities for the class to do together. We love to plant the seed to inspire a new generation of horticulturalists and gardeners to be interested in our green profession.



11749



MECHA NICAL PLAN TING

A very sustainable, cost-effective way to get spring started early in your public green spaces. The early, cheerful colours will catch the attention of the people in your village, town, or city. Resulting in positive feedback.

That's what flower bulbs, planted by machine under grass in verges and parks, will bring you as a green manager.



With the services and planting machines from Verver Export, you can plant lots of bulbs in a short time. As the flower borders and meadows flower for several years, you get a high return on your investment.



Mechanical planting: the benefits

Verges and parks can be in bloom in early spring. This is very important for the insects that emerge early, such as honeybees and bumblebees. The choice of the bulb mix determine the length of flowering and the further management of your public green spaces.

Planting bulbs mechanically in grass offers many benefits:



1. Labour-saving

We take over the laborious work for you. Verver Export's planting machines offer the solution: 40,000 bulbs planted in half a day, or 100,000 in a full day.*

(* obviously depending on the bulb size - you can triple those numbers for small bulbs!)



2. Long-term investment

All our bulb mixtures for the planting machine have been carefully selected and tested. Flowering will repeat for several years. The cost per m2 is low, in view of the durability.



3. Low maintenance

Verges, parks and meadows with flowering bulbs are low maintenance. Once the bulbs have died back in late spring, you can simply start mowing again. In fact, a long-flowering mix may save you a number of mowings in early spring!



4. Biodiversity

Bulbs increase the biodiversity in the public space. With the right mixture selection this planting can make a demonstrable contribution as a food source for early butterflies, bumblebees and honeybees. We guarantee you a real sea of flowers which benefit not only bees and butterflies, but also passers-by and leisure users. This can also be combined with our flower seeds.



5. Expertise

Our sales team will check your planting location for suitability, and will be happy to help you make the right choice from our ever-expanding range. Take advantage of our years of knowledge and experience to make the best choice for your public green spaces!

Machine options

The development of machines at Verver Export is ongoing. New machines have been developed for different products or applications*. This catalogue specifies which machine can be used for each bulb mix.



100 cm planting machine: plants bulbs across a width of one metre. Suitable for strips in verges and parks or planting areas.



50 cm planting machine: plants bulbs across a width of half a metre. Suitable for verges where the operating width in the grass is less than one metre. Or if you want to create long strips but have a more limited budget.



City Planter: plants bulbs across a width of 50 cm. This machine has the planter next to the machine. Suitable for locations where you want to plant from tree to tree, post to post or bench to bench.



Embankment Planter: this machine can plant on a slope with a maximum angle of 30 to 35 degrees. This machine is equipped with caterpillar tracks and an extra planting foot for even planting.



Roto Planter: this machine plants across a width of one metre and can rotavate, plant and roll in a single run. Particularly suitable for less heavy soil types. For use with spring-flowering and summer-flowering bulbs.

* Please note: not all machines are available for use in all Verver Export's markets. Soil conditions may also prevent them from being used.



Early bloomers

Early flowering bulbs in grass have lots of benefits. These flower bulbs mature relatively early in the spring for next season, so you can manage the lawn again in time.

They are also the first food source for early bees and other insects looking to feed on and pollinate early flowering shrubs.



11196



'Ameland' ©



With 'Ameland' you first see a white carpet that resembles snow, from which the small red tulips then emerge.

Plant in a lawn that has been mowed short for the winter, otherwise the small flowers will not be noticeable.

Zones
Machine

1,2



Character of kits

Mixture of 2 types with
1.000 flower bulbs

Stripes

✓

Contiguous area

✓

Country style

X

Horticulture style

150 / m²

Flowering time

6 weeks

Durability

till 7 years






'Heiloo' ©



Classic mixture of all large-flowered Crocus colours. The yellow Crocus is almost always the first to appear. A cheerful, colourful combination of flowers that heralds spring for everyone.

You can only mow when the Crocus leaves have turned completely brown. Give the bulbs beneath the soil time to grow!

Zones	1,2
Machine	 
	

Character of kits	Crocus mixture with 1.000 flower bulbs
Stripes	✓
Contiguous area	✓
Country style	50 / m ²
Horticulture style	200 / m ²
Flowering time	4 till 6 weeks
Durability	till 10 years



11191



11189




'Limmen' ©



This mixture flowers earliest of all. Sometimes it blooms in the snow. Be aware of the height - it remains modestly sized at just 5 cm.

Plant in a lawn that has been mowed short for the winter, otherwise the small flowers will not be noticeable.



Zones	1,2
Machine	 
	
Character of kits	Crocus mixture with 1.000 flower bulbs
Stripes	✓
Contiguous area	✓
Country style	50 / m ²
Horticulture style	200 / m ²
Flowering time	4 till 6 weeks
Durability	till 10 years





11190






'Nature' ©



A very rustic mixture of mainly botanical cultivars, ideal for naturalising. Very early-flowering.

Will grow in virtually any soil type. If the turf is under-nourished, the Crocus has a better chance of growing. The location can be hot and dry in summer!

Zones	1,2
Machine	 
Character of kits	 <p>Crocus mixture with 1.000 flower bulbs</p>
Stripes	✓
Contiguous area	✓
Country style	50 / m ²
Horticulture style	200 / m ²
Flowering time	4 till 6 weeks
Durability	till 10 years





11192

'Océanique' ©



A combination of large-flowered Crocus cultivars in blue, purple and white, like the ocean.

Looks beautiful in almost any setting. Think of a river winding through the landscape, an early-flowering meadow that gradually turns wild after flowering, or an embankment that looks like a painting.



Zones
Machine

1,2



Character of kits

Crocus mixture with
1.000 flower bulbs

Stripes

✓

Contiguous area

✓

Country style

50 / m²

Horticulture style

200 / m²

Flowering time

4 till 6 weeks

Durability

till 10 years



'Prima Julia' ©



Nice combination of all early blooming spring flowers with an optimal powerful colour effect to wake things up after hibernation.

The 'blue' from the Crocus is repeated in the second part of the flowering thanks to Muscari latifolium.

Zones 1,2
Machine



Character of kits Mixture of 4 types with 1.000 flower bulbs

Stripes ✓

Contiguous area ✓

Country style 100 / m²

Horticulture style 200 / m²

Flowering time 6 weeks

Durability till 7 years



11321



11182



'Prima Venise des Alpes' ©




Go big with early bloomers! The flowers of particularly early flowering Crocus and narcissi awaken while nature is still hibernating.

A display of extremely early flowering crocuses and narcissi. We would like to celebrate the town of Annecy (FR), which has perfectly showcased this combination in the Parc du Paquier. Bravo! The blue and white crocuses are the first to arrive, followed by the narcissi.

Zones
Machine

1,2



Character of kits

Mixture of 2 types with
1.000 flower bulbs

Stripes



Contiguous area



Country style

75 / m²

Horticulture style

200 / m²

Flowering time

6 weeks

Durability

till 7 years





11198






'Terschelling' ©



Did you know that the Crocus blooms for a very long time because it's cold when the flowering starts? The flowering period for this mixture can easily reach 2 months.

Many towns and cities are using the combination of crocuses with tulips in zone 1. The early flowering means that this planting can be included in the mowing schedule early in the season.

Zones	1,2
Machine	 
	
Character of kits	Mixture of 2 types with 1.000 flower bulbs
Stripes	✓
Contiguous area	✓
Country style	X
Horticulture style	150 / m ²
Flowering time	6 weeks
Durability	till 7 years







'Texel' ©



An early-flowering, extremely colourful mix of crocuses and tulips that partly flower at the same time. We are sometimes even asked for the mixture with the red Crocus...

This combination is most eye-catching if the grass has been mowed nice and short one more time in late autumn.



Zones	1,2
Machine	   
Character of kits	Mixture of 2 types with 1.000 flower bulbs
Stripes	✓
Contiguous area	✓
Country style	X
Horticulture style	150 / m ²
Flowering time	6 weeks
Durability	till 7 years



11194



11195





'Vlieland' ©



Our Crocus and tulip mixtures are appreciated for their early flowering and their bright colours.

They are also very durable and multiply incessantly. They can be planted in the city centre or in the suburbs. Highly recommended!

Zones	1,2
Machine	 
Character of kits	Mixture of 2 types with 1.000 flower bulbs
Stripes	✓
Contiguous area	✓
Country style	X
Horticulture style	150 / m ²
Flowering time	6 weeks
Durability	till 7 years





The advantage of these early-flowering bulb combinations is that they also die back relatively quickly. If keeping the grass short is important, there is virtually no need to skip a mowing cycle!

High returns

Planting flower bulbs that flower for several years without any help from you automatically give significant returns. You can quickly convert the investment of a machine planting of flower bulbs to square meters / year.

And financial returns aren't the only benefit! The annual burst of colour in your verges and parks also contributes to the good feeling your residents get when they see the first colourful display.



17003




'Kit Narcissus' ©

Historically it has mainly been mostly narcissi that have been mechanically planted. And the results are impressive. Enjoy a very blooming spring.

The number twelve is the key word for our 'Kit Narcissus'. The Kit not only includes twelve different varieties of narcissi, but it also flowers for at least twelve weeks. And the final selling point is that you can enjoy this mixture of narcissi for at least twelve years.

Zones
Machine

1,2,3



Character of kits

Mixture of 12 varieties
with 1.000 flower bulbs

Stripes

✓

Contiguous area

✓

Country style

20 / m²

Horticulture style

40 / m²

Flowering time

12 weeks

Durability

12 years +++







'Prima Peinture Célèbre' ©

A long flowering mixture with the best multi-year flowering plants from different bulbs in one combination. Small bulbs such as Crocus and Scilla, botanical ornamental tulips, narcissi in different colours and heights, with bluebells and Leucojum aestivum to finish off.

Suitable for many locations in public green spaces.

Zones	1,2,3
Machine	 
Character of kits	Mixture of 6 types with 1.000 flower bulbs
Stripes	✓
Contiguous area	✓
Country style	75 / m ²
Horticulture style	150 / m ²
Flowering time	8 weeks
Durability	till 5 years



11713



11656



'Prima Profit' ©

The best of 3 beautiful spring bloomers together in one mix. Crocuses and tulips are accented with blue, white, orange and red in the pre-season and while the narcissi are flowering.

A combination with many application possibilities and real value for money.

Zones	1,2,3
Machine	
Character of kits	Mixture of 3 types with 1.000 flower bulbs
Stripes	✓
Contiguous area	✓
Country style	50 / m ²
Horticulture style	100 / m ²
Flowering time	8 weeks
Durability	till 7 years





11227





'Prima Solution' ©

Narcissi are always a good choice in our opinion. They are ideal for multi-year flowering and machine planting under grass.

Simple, effective and affordable. They create a remarkable impact, and these narcissi will never disappoint. They come in a wave of yellow and orange at first, before turning white with a total colour change. And above all, they provide an affordable solution.

Don't plant too late in autumn. Narcissi take longer to root.

Zones	1,2,3
Machine	 
Character of kits	Mixture of 2 varieties with 1.000 flower bulbs
Stripes	✓
Contiguous area	✓
Country style	20 / m ²
Horticulture style	40 / m ²
Flowering time	6 weeks
Durability	till 5 years



STEP PLAN

Our concepts combine the strengths of annual, biannual and perennial (native) seed mixes with a specially selected bulb mix. This ensures plants with a long flowering time, greater biodiversity and extensive ecological maintenance.

Site

The possibilities offered by the site are your starting point. Survey the site's ecological conditions: soil type, nutrient level in the soil, soil dampness, sun hours and what is currently growing there.

Choice of meadow

Your goal for the meadow determines the type of meadow that you will create. Consider the following goals: increasing biodiversity, having lots of flowers, an annual, ruderal or perennial meadow.

Management

If we do not mow, the flower meadow will suffer invasion and become grassed over, and the flowers will disappear. Grass species and invasive plants respond more strongly to nutrients, and will displace the flower plants. So we mow and remove cuttings in order to impoverish the soil, which will encourage profuse flowering. The right mowing time depends on our goal. The timing and frequency of mowing also depends on the soil type and the nutrient levels in the soil.

Patience!

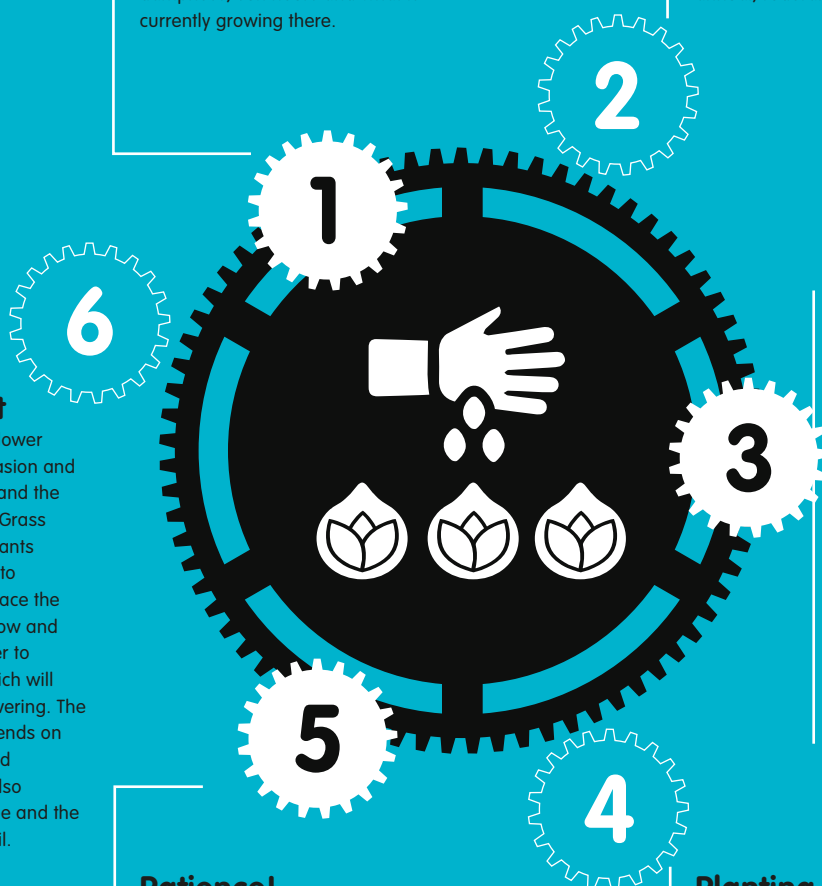
It is important that you manage expectations in order to fulfil everyone's expectations. Good things take time. A sustainable flower meadow needs time to develop. Wildflower seeds often need specific conditions in order to germinate. Nature is patient - now we need to be too!

Planting and sowing

The bulbs and seeds can be planted simultaneously during the autumn. In the subsequent year the bulbs will create a flower-filled spring straightaway. Depending on the flower seeds that you have selected, the meadow will develop over the months and years that follow.

Soil preparation

In order to achieve the best possible result, the old vegetation (usually grasses and ungerminated seeds in the soil) must be disrupted/removed as much as possible. This can be done by rotavating and then hoeing/removing developing vegetation (artificial seedbed). Or by removing the top layer of vegetation using a special machine.



A flower meadow that provides food and habitat for insects over a long season.



Nature in urban areas

In this catalogue, we focus on the possibility of combining flower bulbs with flower seeds. This extends the growing-blooming season from spring to autumn. In addition, you save on management costs because you do not have to mow regularly.

And you bring nature into urban areas. Good to show that as a green manager, you are also trying to encourage biodiversity. Mow once or twice a year and dispose of the clippings after a few days.



11316



'Flora Music' ©

Spring is characterised by a fresh mixture of narcissi, tulips and wood hyacinths. But when the grass starts to grow and the seed pods of the tulips are about to burst, the second flowering feast of Alliums and Gladiolus byzanthinus bursts into life.

Please note: the latter flower bulb is not hardy everywhere. It is especially suitable for France.

Zones	2,3
Machine	<div style="display: flex; align-items: center; gap: 10px;"> <div style="border: 1px solid black; border-radius: 50%; padding: 5px; text-align: center;">50</div> <div style="border: 1px solid black; border-radius: 50%; padding: 5px; text-align: center;">100</div> </div>
Character of kits	Mixture of 5 types with 1.000 flower bulbs
Stripes	X
Contiguous area	✓
Country style	75 / m ²
Horticulture style	150 / m ²
Flowering time	12 weeks
Durability	till 5 years



'Prima Fun' ©

A simple mixture with a long flowering period for which we have used our long-term tests under grass to select the right varieties.

The colour change from completely yellow at the start to an end with lots of blue is something you don't expect at the start of flowering. So it's a real surprise!



Zones	1,2,3
Machine	<div style="display: flex; align-items: center;"> <div style="border: 1px solid black; border-radius: 50%; padding: 5px; margin-right: 10px;">50</div> <div style="border: 1px solid black; border-radius: 50%; padding: 5px;">100</div> </div>
Character of kits	Mixture of 3 types with 1.000 flower bulbs
Stripes	✓
Contiguous area	✓
Country style	50 / m ²
Horticulture style	100 / m ²
Flowering time	6 weeks
Durability	till 5 years



11358



11183

'Prima Plouay' ©

This type of mixture is suitable for various uses, in both urban and natural areas. And all with the same result: admiring glances from passers-by...

Elegant, natural and produces plenty of flowers. To complement traditional flowering areas, as well as those with more natural flowering, in which case planting should obviously be less dense.

Zones 1,2,3
Machine



Character of kits Mixture of 8 types with 1.000 flower bulbs

Stripes ✓

Contiguous area ✓

Country style 50 / m²

Horticulture style 100 / m²

Flowering time 10 weeks

Durability till 5 years






'Nature Azzurra' ©



A naturalising/multi annual flowering mix with early flowering of small bulbs such as Crocus, Puschkinia and Muscari. Late flowering starts with a Camassia followed in early summer by two Allium. Mainly in shades of blue/ purple.

The addition of these late-flowering bulbs makes this flower bulb composition perfect for planting together with a multi-annual/perennial flower seed mixture. A beautiful meadow in an urban environment that blooms for a very long time. Less maintenance and natural!

You will find a range of suitable seed mixtures on our price list.

Zones	1,2,3
Machine	  
Character of kits	Mixture of 7 types with 1.000 flower bulbs
Stripes	X
Contiguous area	✓
Country style	100 / m ²
Horticulture style	200 / m ²
Flowering time	14 Weeks
Durability	till 8 Years



'Nature Evolution' ©



A classic example of a true naturalising mixture. A combination of delights from early spring (snowdrops) to April (T. turkestanica) when a Narcissus finally raises its trumpet!

Reproduction is both vegetative (bulbs) and generative (seeds). It is therefore very important that this planting can die back undisturbed to allow the seeds to spread. That's why these flower bulbs are ideal for combining with a perennial seed mixture. You can use them to create a beautiful natural flower meadow that flowers from early spring to autumn, a natural oasis in urban areas.

You will find a range of suitable seed mixtures on our price list.

Zones 1,2,3

Machine



Character of kits Mixture of 6 types with 1.000 flower bulbs

Stripes X

Contiguous area ✓

Country style 100 / m²

Horticulture style 200 / m²

Flowering time 8 weeks

Durability till 10 years



11592




'Nature Fiesta' ©



A festive, colourful mixture including lots of anemones, Muscari and sweet little tulips. A combination that flowers especially profusely when planted in exposed soil and not directly under grass. In France, the Anemone coronaria will flower earlier. In other countries it flowers later and so the colourful effect appears later.

That's why this mixture combines very well with flower seeds. Not only will you extend the flowering season, but the development and flowering of the bulbs will be more balanced and abundant.

You will find a range of suitable seed mixtures on our price list.

Zones	1,2
Machine	  
Character of kits	Mixture of 5 types with 1.000 flower bulbs
Stripes	X
Contiguous area	✓
Country style	100 / m ²
Horticulture style	200 / m ²
Flowering time	4 Weeks
Durability	till 5 years



'Nature Matsina' ©



A mixture in the colours of the Swedish flag, named after our former East Sweden salesman Mats Karlströmer. It starts early with the early Crocus and ends with the yellow wild tulip (*T. sylvestris*). A combination of small flowers that together form a blue-yellow carpet in spring.

This flower bulb mixture grows best in open ground as there is no competition from grass. Combine with a mix of perennial (blue-yellow) seed and a flowering oasis will surprise the local residents every time.

You will find a range of suitable seed mixtures on our price list.

Zones 1,2,3
Machine



Character of kits Mixture of 6 types with 1.000 flower bulbs

Stripes X

Contiguous area ✓

Country style 100 / m²

Horticulture style 200 / m²

Flowering time 8-10 weeks

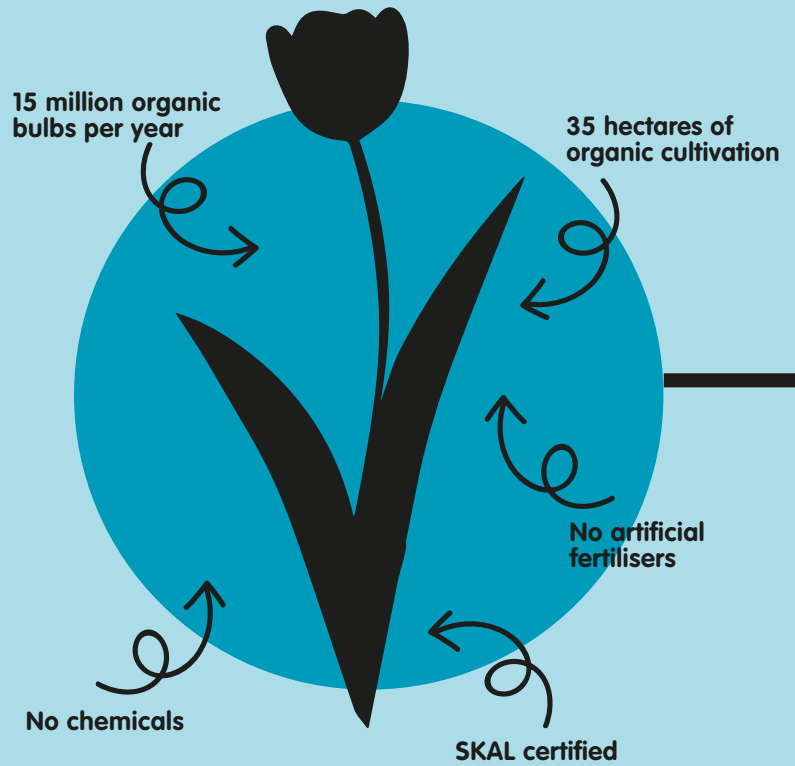
Durability till 7 years



11339



Organic flower bulbs from Huiberts



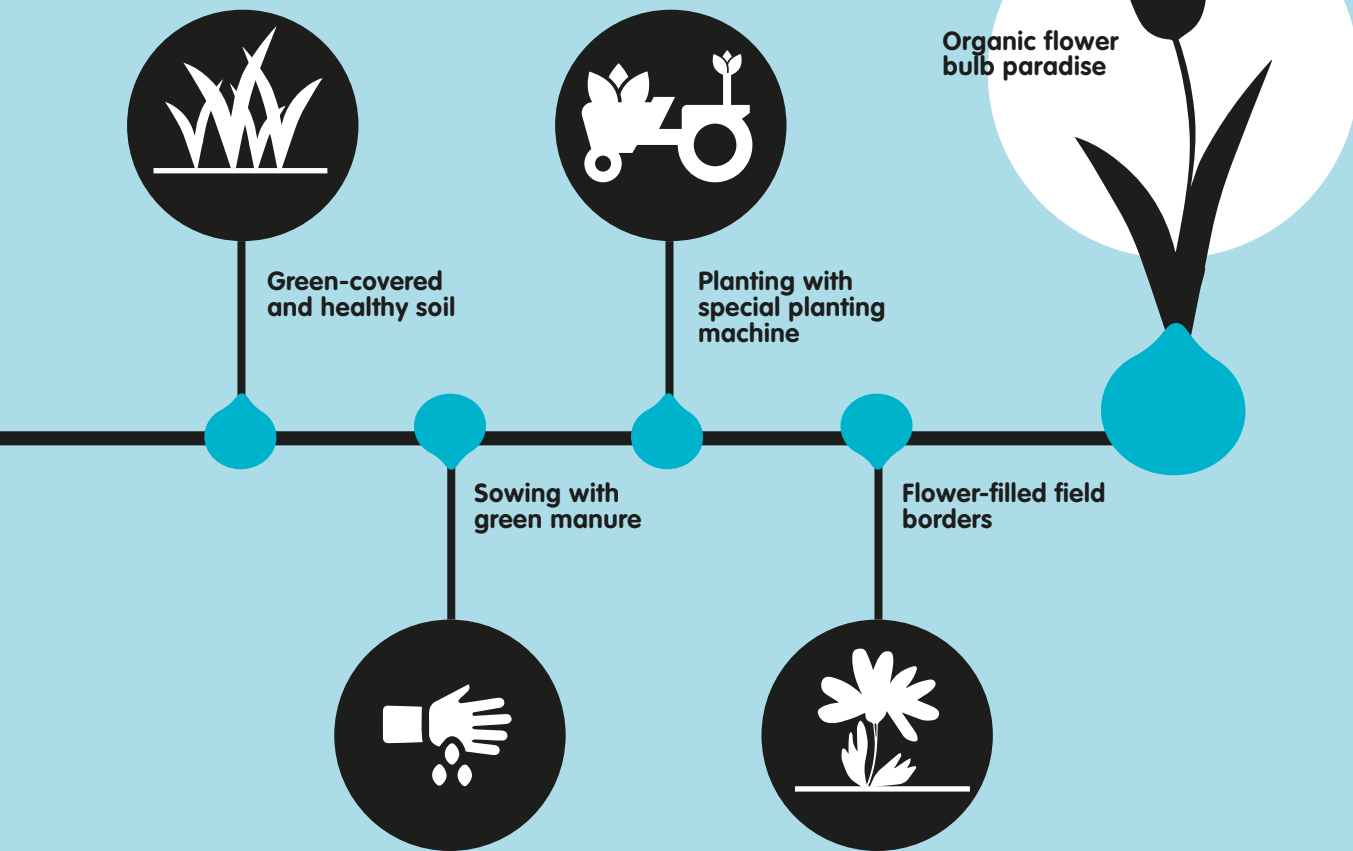
Biobol Association

Biobol is the association of organic bulb growers. All members are Skal certified, and some members even have additional certificates such as those from Demeter or Biosuisse.

The affiliated growers grow on different types of soil which means that a wide range of bulbs can be offered. The association aims to increase organic flower bulb cultivation through knowledge sharing about cultivation, ranges and the market. In 2023, 67 hectares of organic flower bulbs were grown. This is a very small percentage of the total cultivation of flower bulbs in the Netherlands (2023: 28,000 hectares).



Cultivation in harmony with nature



THE ORGANIC FLOWER BULB NURSERY

Huiberts Organic Flower Bulbs is one of the frontrunners of organic flower bulb growers. After more than 30 years of cultivating conventional flower bulbs, John and Johanna Huiberts switched to organic bulb cultivation. Diseases and pests could no longer be managed in the usual way. So John decided to delve into the basis of everything: the soil. He realised that standard cultivation methods had a negative influence on the soil. It was time for a change, and they made the switch to organic.

CARE FOR THE SOIL

To rebuild healthy soil life and increase organic matter content, John and Johanna Huiberts use no-till techniques. After harvesting the flower bulbs, they sow a green manure mixture. A mixture was chosen because each plant has its own positive influence on the soil, and they all enhance each other. Before the bulbs are planted, the green manure is mowed. This forms a nice sod of green manure mixture. The organic bulbs are planted under this green manure sod with a special planting machine. This method ensures there is as much ground cover as possible all year round. Just before the tips of the bulbs poke above the ground, the green manure crop is mulched.

STIMULATING NATURE

Because no chemicals are used, insects can thrive. In spring, their crops such as crocuses, botanical tulips and *Chionodoxa* release plenty of pollen for bees and bumblebees. Flower strips have been sown along the fields. This is where insects can reproduce and hibernate. The green manure mixture also flowers in the summer. A true insect paradise. All the barn swallows are happy because they feed on insects. Bird pastures are also sown within the crop rotation, providing many birds with seeds during the winter. Natural banks are constructed along the banks of the ditch.

CIRCULAR

The cycle is closed by processing the waste products from the organic bulbs on the farm into high-quality compost. Natural hay from the nature reserve Het Zwanenwater in Callantsoog (NL) is the basis of bokashi. All organic and natural.

The “wannahaves”

With Verver Export's years of experience in the machine planting flower bulbs, we can confidently say that this part of our range is well and truly among the best.

These combinations do not necessarily represent high returns per m². But they do give exuberant flowering, in the breadth of the flower bulb range with an emphasis on tulips. Highly sought after by all our customers in Europe!



11142

'Prima Annecy-le-Vieux' ©

For all customers who think that the tulip mainly serves to announce the arrival of spring!
Colourful and dynamic: a safe choice and highly recommended.

Flowering starts with narcissi, quickly followed by early tulips. Later-flowering tulips complete the spectacle of colour.

Zones
Machine

1,2,3



Character of kits

Mixture of 2 types with
1.000 flower bulbs

Stripes
Contiguous area
Country style
Horticulture style
Flowering time
Durability

✓
✓
30 / m²
75 / m²
8 weeks
till 7 years





'Prima Asnières-sur-Seine' ©

However you plant it, this mixture of narcissi and tulips produces a fabulously cheerful effect. The narcissi kick off proceedings with fresh shades, after which a warm blanket is rolled out across your verges and parks.

A combination in which tulips play the starring role. We have been testing individual varieties on sandy and clay soils under grass for years. This enables us to make the right choice from the enormous range of tulips for our mechanically planted mixtures.

Zones	1,2
Machine	
Character of kits	Mixture of 2 types with 1.000 flower bulbs
Stripes	✓
Contiguous area	✓
Country style	30 / m ²
Horticulture style	75 / m ²
Flowering time	6 weeks
Durability	till 5 years



'Prima Bella' ©

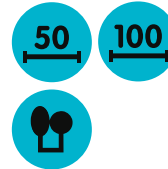
A very cheerful mixture with plenty of colours and shapes. Very high performance; makes everyone happier!

This has been one of the stars of our range for years. The mixture may vary from year to year and during different times in the delivery season. Please note: do not mow too soon after flowering.



Zones
Machine

1,2



Character of kits

Mixture of 3 types with
1.000 flower bulbs

Stripes



Contiguous area



Country style

40 / m²

Horticulture style

80 / m²

Flowering time

8 weeks

Durability

till 5 years



11199





11649



'Prima Blumberg' ©

After a photo of this mixture appeared on the cover of the catalogue, there was immediate demand for this exceptionally attractive mixture for mechanical planting.

A well-harmonised colour palette which particularly flowers in mid- and late spring. When the tulips' glory days are over, the Allium still draws the eye of passers-by.

Zones	1,2
Machine	<div style="display: flex; gap: 10px;"> <div style="border: 1px solid black; border-radius: 50%; padding: 5px; text-align: center;">50</div> <div style="border: 1px solid black; border-radius: 50%; padding: 5px; text-align: center;">100</div> </div> <div style="text-align: center; margin-top: 10px;"> </div>
Character of kits	Mixture of 3 types with 1.000 flower bulbs
Stripes	✓
Contiguous area	✓
Country style	50 / m ²
Horticulture style	100 / m ²
Flowering time	8 weeks
Durability	till 5 years





11671



'Prima Classy Cocktail' ©

A classic cocktail of (multiflora) hyacinth, Narcissus and tulip with the addition of a white Allium flower.

A mixture that is very eye-catching and brings colour to special events in the spring.

Zones	1,2
Machine	<div style="display: flex; gap: 10px;"> <div style="border: 1px solid black; border-radius: 50%; padding: 5px; text-align: center;">50</div> <div style="border: 1px solid black; border-radius: 50%; padding: 5px; text-align: center;">100</div> </div>
Character of kits	Mixture of 4 types with 1.000 flower bulbs
Stripes	✓
Contiguous area	✓
Country style	30 / m ²
Horticulture style	60 / m ²
Flowering time	6 weeks
Durability	till 5 years





'Prima Ile Tropicale' ©

The white shimmer of spring sparkles here and there with a touch of orange/yellow and red. Can be planted sparsely or densely; both options are possible. Replacement of the kit 'Prima Ile-et-Vilaine' ©.

The bestsellers in this catalogue have not just been chosen because they have been selling well for years. They also earn this title by performing well in various locations and because customers can enjoy their benefits for a number of years.

Zones	1,2,3
Machine	<div style="display: flex; gap: 10px;"> <div style="border: 1px solid black; border-radius: 50%; padding: 5px; text-align: center;">50</div> <div style="border: 1px solid black; border-radius: 50%; padding: 5px; text-align: center;">100</div> </div> <div style="text-align: center; margin-top: 10px;"> </div>
Character of kits	Mixture of 4 types with 1.000 flower bulbs
Stripes	✓
Contiguous area	X
Country style	50 / m ²
Horticulture style	100 / m ²
Flowering time	8 weeks
Durability	till 5 years



11922



11320



'Prima Kemnather Frühling' ©

This mixture gradually transitions from creamy yellow to yellow to orange and later to red and white accents. An array of colours that stands out because of its transition and almost feels like a new planting. Resistant to wind and rain!

Highly suitable for roundabouts and verges. Can cope with gritting salt and not too tall, so that it does not obstruct road users' view.

Zones
Machine

1,2



Character of kits

Mixture of 4 types with
1.000 flower bulbs

Stripes



Contiguous area



Country style



Horticulture style

200 / m²

Flowering time

6 weeks

Durability

till 7 years







11530



'Prima Spielzeugstadt Sonneberg' ©

Colourful, cheerful and simple was the brief when putting together this bulb carpet. The strong contrasts in height, shape and colour mean that this mixture appeals to passers-by. Therefore very suitable for pedestrian areas and parks.

An attractive layered structure in which every flower looks its best. The early flowering of the Crocus and Scilla is merely a foretaste of the eruption that will follow!

Zones	1,2
Machine	 
Character of kits	Mixture of 7 types with 1.000 flower bulbs
Stripes	✓
Contiguous area	✓
Country style	50 / m ²
Horticulture style	100 / m ²
Flowering time	8 weeks
Durability	till 5 years





'Prima Tapis Volant' ©

Various shades of pink and purple are accentuated by red. Not an obvious choice, but Mother Nature makes a fabulous display from it.

Can be used virtually anywhere: traffic environments, parks or as sleek defining borders on important buildings.



Zones	1,2,3
Machine	 
Character of kits	Mixture of 2 types with 1.000 flower bulbs
Stripes	✓
Contiguous area	✓
Country style	30 / m ²
Horticulture style	50 / m ²
Flowering time	5 Weeks
Durability	till 5 years





Not only bee-friendly

A mixture of bulb types is ideal for covering flowers over a small area. This creates an invaluable healthy ecosystem. If the insect population is healthy, then birds, hedgehogs and other insectivores also thrive.

The range of bee wise combinations usually consists of early-flowering small bulbs that are attractive to pollinators. No double flowers, just beautiful stamens with lots of pollen.



11677



'Natura Paesaggio' ©



A bulb mixture made for natural landscaping. For grassy areas where nature is left to its own devices.

Early flowering in yellow and lilac brings the first colour to large grassy areas. A real feast for bees. Sometimes the bees are so eager that they will search flowers that are still closed for an opening to nonetheless make their way inside. After about four weeks the party continues with a combination of soft yellow narcissi and blue star hyacinths.

Zones
Machine

2,3



Character of kits

Mixture of 4 types with 1.000 flower bulbs

Stripes

X

Contiguous area

✓

Country style

75 / m²

Horticulture style

150 / m²

Flowering time

6 weeks

Durability

till 10 years





11694





'Natura Pléneuf' ©



A very extensive mixture of no fewer than 19 different flowers. But they don't all appear at the same time: a changing display of different colours, shapes and heights appears from February until well into May/June.

Works better in an extensively maintained plot of grassland than in the disciplined lawn in front of the town hall. Please note: it starts early in the season with very short bulb crops, so the grass has to go into the winter mowed short!

Zones	2,3
Machine	<div style="display: flex; align-items: center;"> <div style="text-align: center; margin-right: 10px;">  <p>50</p> </div> <div style="text-align: center;">  <p>100</p> </div> </div>
Character of kits	Mixture of 9 types with 1.000 flower bulbs
Stripes	X
Contiguous area	✓
Country style	50 / m ²
Horticulture style	100 / m ²
Flowering time	12 weeks
Durability	till 7 years



'Natura Proluxa' ©



A very sophisticated combination with small flower bulb plants. Undergoes a complete metamorphosis several times during the spring.

Preferably in sandy soil and make sure that the grass has been cut short just before winter, otherwise the flowers will not stand out!

Zones
Machine

2,3



Character of kits

Mixture of 4 types with
1.000 flower bulbs

Stripes

X

Contiguous area

✓

Country style

100 / m²

Horticulture style

200 / m²

Flowering time

8 weeks

Durability

till 7 years



11309





11257






'Prima Phares Atlantiques' ©

A blue carpet brightened up by a single Narcissus. When the sun shines, hoverflies and wild bees will come and go.



Flowering period is a little shorter but for insects looking for food, it's an asset in your public greenery in the spring.

Zones	1,2
Machine	 
Character of kits	 Mixture of 2 types with 1.000 flower bulbs
Stripes	✓
Contiguous area	✓
Country style	75 / m ²
Horticulture style	150 / m ²
Flowering time	4 Weeks
Durability	till 5 years



'Prima Francia' ©



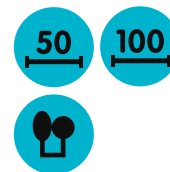
More suitable for wilder planting locations. Richly blooming but with natural flair. A spring meadow that will greatly appeal to most people.

The effect of a spring meadow can be obtained by planting either a rustic or agricultural number of bulbs per square metre. Preferably plant several strips side by side in order to create a real meadow.



Zones
Machine

2,3



Character of kits

Mixture of 5 types with 1.000 flower bulbs

Stripes

X

Contiguous area

✓

Country style

75 / m²

Horticulture style

X

Flowering time

8 weeks

Durability

till 7 years



11395







11225



'Prima Gusta' ©



It's always a delight to discover them in spring - these exceptionally productive, early-flowering bulb crops. Small blue, bushy flowers that look like tiny stars. They are very inconspicuous as a plant, but still catch the eye. The plants flower early, but you do need to leave them to ripen properly afterwards. The seeds need the chance to do their work.

Zones	1,2
Machine	 
	 
Character of kits	Mixture of 4 types with 1.000 flower bulbs
Stripes	✓
Contiguous area	✓
Country style	75 / m ²
Horticulture style	200 / m ²
Flowering time	4 Weeks
Durability	till 7 years





11113



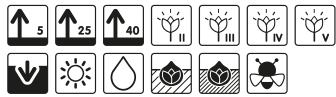
'Prima Vera' ©



For creating wonderfully flowering lawns in the spring. Discover more than twelve different varieties including scillas, crocuses and botanical tulips, etc. Very beautiful. Consider sowing a flowering lawn to prolong flowering.

Many insects can find food in this mixture of flowering bulb crops. Ants help to disperse the seed for the long term.

Zones	1,2,3
Machine	<div style="display: flex; gap: 10px;"> <div style="border: 1px solid black; border-radius: 50%; padding: 5px; text-align: center;">50</div> <div style="border: 1px solid black; border-radius: 50%; padding: 5px; text-align: center;">100</div> </div> <div style="display: flex; gap: 10px; margin-top: 10px;"> <div style="border: 1px solid black; border-radius: 50%; padding: 5px; text-align: center;"> </div> <div style="border: 1px solid black; border-radius: 50%; padding: 5px; text-align: center;"> </div> </div>
Character of kits	Mixture of 9 types with 1.000 flower bulbs
Stripes	✓
Contiguous area	✓
Country style	X
Horticulture style	150 / m ²
Flowering time	8 weeks
Durability	till 10 years



'Prima Zona' ©

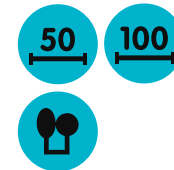


The blue and white colours are somewhat understated, but it is precisely this modesty that makes it so beautiful. Flowers well every year.

Also combines well with a seed mixture for the summer months. The Camassia flowers until May, after which the flowers from the seeds take over to keep things interesting for the insects.

Zones
Machine

1,2,3



Character of kits

Mixture of 5 types with
1.000 flower bulbs

Stripes



Contiguous area



Country style

50 / m²

Horticulture style

100 / m²

Flowering time

10 weeks

Durability

till 10 years



11259



Small but beautiful! Many of our mixtures with small bulbs are also suitable as feeding plants for insects. They can be used in verges but work especially well in peaceful planting schemes over a larger area.

Long flowering time

These flower bulb mixtures bloom in grass until early summer. The flowering season can be extended with Allium and Dutch Iris for example. The long-flowering bulb mixtures greatly benefit from extensive maintenance. This ensures that all the bulbs have time to develop new bulbs for the next season. However, the cuttings must be disposed of otherwise the soil will suffocate.

Please note: Not all mixtures in this category are suitable for all countries, due to the Dutch Iris!

'Flora Livry-Gargan' ©

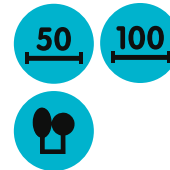


You're bound to be familiar with them: seeded flower carpets in summer. 'Flora Livry-Gargan' creates a similar experience, but in the spring. From March to July there's always something flowering!

Spectacular as a results of the large number of Dutch Irises. But this is a special selection of Irises that flower earlier, so at the same time as the Alliums. **Only suitable for France.**

Zones
Machine

2,3



Character of kits

Mixture of 6 types with
1.000 flower bulbs

Stripes



Contiguous area



Country style



Horticulture style

100 / m²

Flowering time

12 weeks

Durability

till 7 years



11381





LONG FLOWERING PERIOD



'Flora Nature' ©



This mixture does not start particularly early but offers an extra-long display thanks to the addition of an Allium. No small flowers but a full array of larger flowers. Easy for road users to see alongside roads and paths.

Zones	2,3
Machine	 
Character of kits	Mixture of 3 types with 1.000 flower bulbs
Stripes	✓
Contiguous area	✓
Country style	50 / m ²
Horticulture style	100 / m ²
Flowering time	12 weeks
Durability	till 5 years



We are planting more flower bulbs in small or large areas in cemeteries. Everyone has different wishes, but the intended effect can always be achieved thanks to our extensive range. Even when you're allowed to pick the flowers!



Maintenance

Two things are important in the management plan for mechanically planted bulbs:

1. Mowing



Inform your mowing team that they can only mow when the bulbs' leaves have turned yellow.

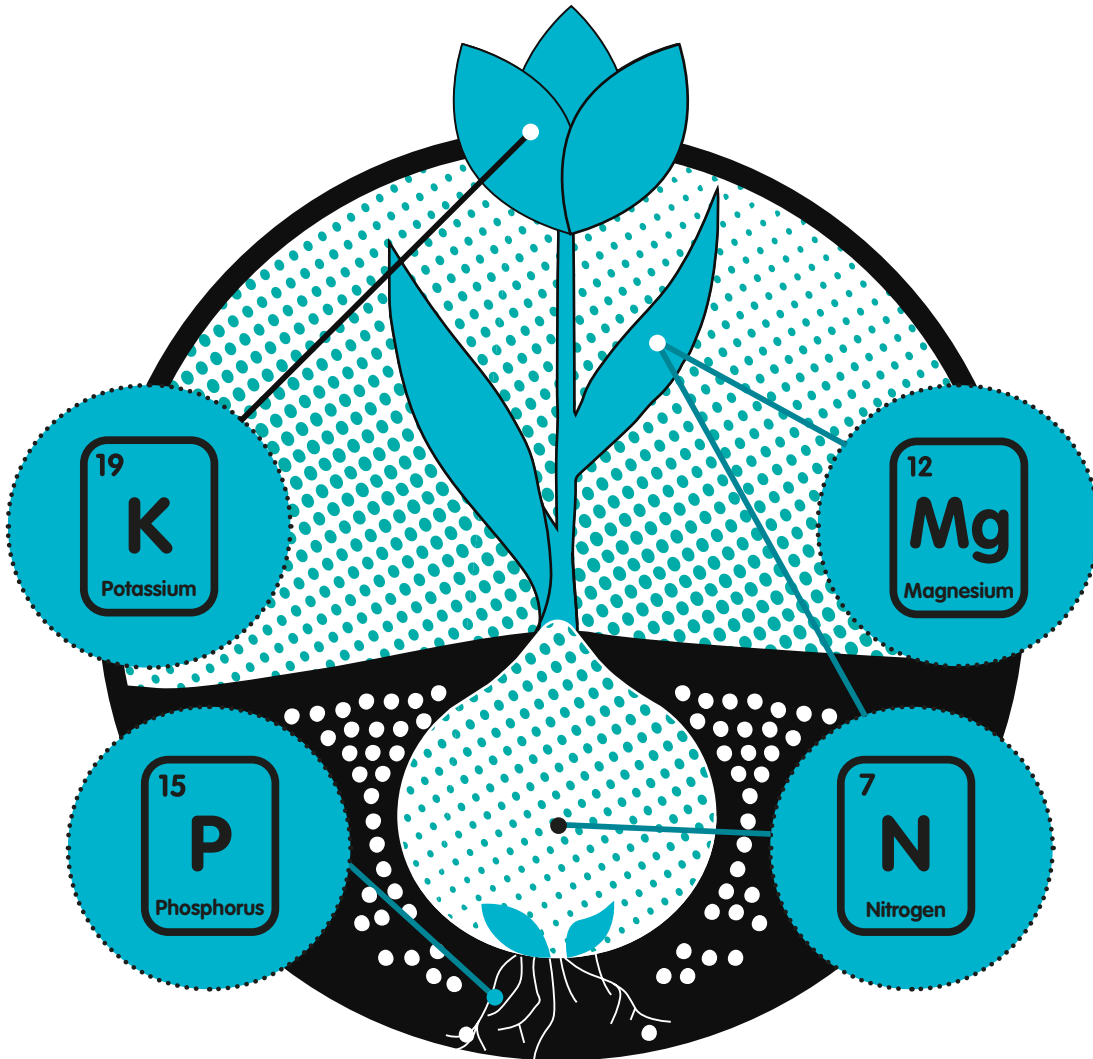


2. Fertilising bulbs



We get a lot of questions about feeding bulbs that are planted in grass. Should you feed? What should you feed with? We

believe that two questions are the most important: why and when should you feed bulbs in grass?



Why?

When they are planted in the autumn, bulbs have enough reserves stored in the bulb to be able to complete one growing and flowering cycle. You therefore mainly feed bulbs in grass in order to get flowers in subsequent years as well, and preferably as many as possible.

Feeding with a standard NPK for lawns has the wrong effect. The grass will grow faster, which is precisely what you don't want in the most common locations for mechanically planted bulbs. The fertiliser must therefore particularly help produce the new flowers in the following year. You should therefore use an organic fertiliser with little Nitrogen and Phosphorus but more Potassium. This encourages profuse flowering.

When?

Most bulbs produce their offspring during the period from sprouting to dieback of the foliage, and then particularly in the second part of this period. The fertiliser must therefore be sufficiently available during that time. So there is only one correct time to feed bulbs in grass: when the first shoots from the bulbs emerge above the grass. Most organic fertilisers remain available to the plant for absorption for 3 months. That is precisely the period from sprouting to dieback for bulbs.

Green Network Initiatives

Across Europe, local, regional and national (public) green initiatives are emerging to meet the Green Deal targets set by the European Union.

The green network is intended to ensure that rural nature is connected to the heart of towns and villages. We've highlighted a few of the initiatives!



DE - City woodland gardens

Urban green spaces are being established in Berlin and Kassel, where three woodland gardens will showcase a near-natural and long-term approach to urban gardening. The woodland gardens are jointly planned, maintained and operated with expert support following a wide consultation process. They also have a positive impact on the environment and climate.

Woodland gardens consist mainly of edible plants that partially overlap in different vegetation layers. These layers are made of fruit and nut trees, berry bushes, vegetables and herbs that can be grown together and harvested over a long time. With this, organic gardening can thrive in a permanent forest-like cultivation system.

Much of the population live in urban areas. Increasing pressure of different uses and competing demands for space call for innovative ways to use urban green space. The woodland garden cultivation system aims to create synergy between social and ecological functions so that multifunctional, near-natural green spaces can be developed together with the urban community. (More information <https://www.urbanewaldgaerten.de/>)





FR – Regional and ecological transition

Reducing waste production, raising schoolchildren's awareness of the ecological transition or minimising polluting travel... more than 50 candidates put forward ideas as part of the call for citizen initiatives related to the ecological transition launched by Mauges Communauté!

One of the projects involves communal gardens linked to food. The social centre wants to create a number of communal gardens in several delegated districts of the Orée d'Anjou. The CPIE Loire Anjou and other expert associations are collaborating to create community gardens for nutrition workshops.







SE – Tenants manage gardening

Brf Söderkisen is a housing association consisting of 91 apartments in the Tobaksmonopolet district in Södermalm. The association includes five rental properties with a view of Rosenlundsgatan and a garage with 50 places. A terraced courtyard with plants slopes to the west towards the Tobacco Factory and the courtyard behind the canteen building.

The association has a very active and skilled gardening group who create a more beautiful and vibrant environment. The gardening group planned the design of the vegetation in the courtyard. The group meets regularly to plant, weed, water and ensure that flowers are always blooming in the courtyard. It's a great example of tenants' involvement in their living environment.

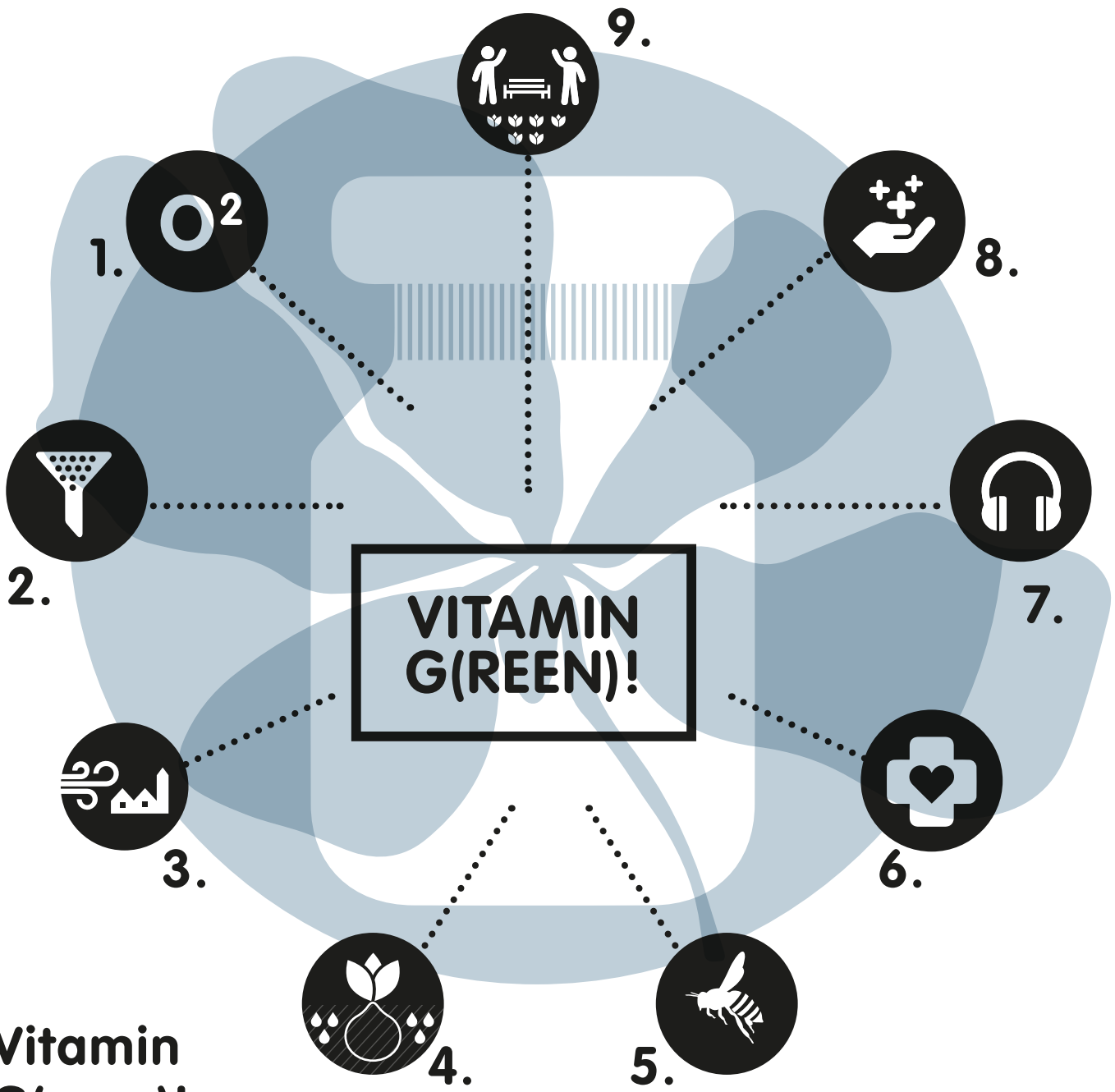
SUSTAINABLE

ABLE



Sustainable plantings where we combine perennials with flower bulbs for a long flowering season. Good for biodiversity, year after year.

Concepts are designed to minimise maintenance time and require minimal expert knowledge, regardless of the conditions or locations. These concepts not only make it easier but more fun too!



Vitamin G(reen)!

The call for an integrally sustainably designed outdoor space with more biodiversity is getting louder and louder. Application of sustainable plantings, materials and products is a component to make urban habitats more sustainable in the future.

Green

1. Converts CO₂ into O₂
2. Filters fine dust
3. Prevents urban heating
4. Prevents dehydration
5. Increases biodiversity
6. Has a positive effect on our health
7. Reduces noise
8. Increases the value of our heritage
9. Promotes social cohesion in neighbourhoods, with parks and gardens as meeting and relaxation places

TRAM VIVAS

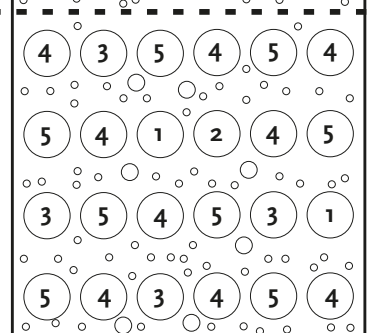
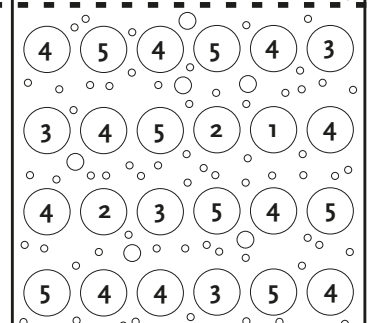
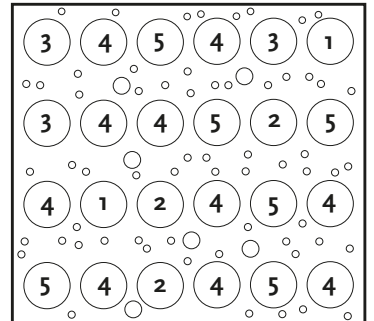


TRAM VIVAS

9M² (5M X 1,8M)

This concept consists of

- 72 perennials in 9 cm Ø pot
- 1 pack of spring-flowering bulbs (perennial)
- 1 pack of summer-flowering bulbs (perennial)



Tram Vivas

The indispensable ingredient for your borders in green zones

The Tram Vivas concepts from Verver Export are eye-catching because of the carefully composed combinations of bulbs and perennials. They definitely add something extra. From early spring to early winter, your planting area will change colour with the changing of the seasons. The bulbs give an extra dimension and a surprising touch to your planting.

The benefits of perennial plants and bulbs

Perennial plants and bulbs have several characteristics that make them perfect for green spaces.

The main advantages of perennial plants:

- They are perennial herbaceous plants that overwinter with their roots and grow again in the spring. They are planted as young plants and can then stay in one place for many years..
- They usually reproduce by vegetative propagation, either underground or above ground. This means they fill an area quickly and are less likely than annual plants to spread where they are not wanted.
- Perennials grow into a nice compact plant in the first year and have great ornamental value. Woody plants take much longer to do this.
- Perennial plants don't develop as quickly as annuals and therefore require less nutrients.

Selection criteria for Tram Vivas

- 5-7 different perennials with sturdy growth
- Hardy and disease resistant
- Closed vegetation within a year
- High decorative value
- Sufficient quantities of perennial bulbs
- Lifespan of perennials at least 5 years

TRAM VIVAS



Each
Tram Vivas
9m²





29659



29534



29507



29543

29549

'Annette'®

'Annette' is the most colourful variety in our Tram Vivas range. The primary colours alternate throughout the flowering period. The growth habit of these plants looks somewhat dishevelled and the flowers grow out of the dense foliage.

29630

'Christa'®

This combination stands out with the deep red accent of the Heuchera and the grey, brightening foliage of the Artemisia. Flowering begins early in the season with Salvia and ends in autumn with Anemone and Kalimeris. A well-filled planting by Salvia and Kalimeris in particular.

29624

'Esmeralda'®

A perennial combination with many different leaf textures and flowers in warm tones. The light accent of Pycnanthemum is continued in spring and summer with the flower bulbs. Lots of flowers!

29558

'Leonieke'®

'Leonieke' is a bold concept with a bit more colour contrast and five totally different flower shapes. Spring has a strong pink/lilac accent due to the spring bulbs, while summer gives a totally different picture.

29659

'Marleen'®

A fast-growing concept of perennials with a purple-blue-pink colour scheme. Early flowering with Nepeta and late flowering with grasses and Aster. A long colourful spring thanks to early to late flowering bulbs. Bright accent in summer with Echinacea.

29621

'Pippi'®

A colourful collection of plants and bulbs that together make it a dense planting. Cheerful to the eye and also attractive to bees and butterflies. The perennials start flowering early with Geum and end in autumn with Sedum and Rudbeckia.

29534

'Sandra'®

'Sandra' gives a purple-violet glow of colour through its leaves and flowers. Any time during the growing season it has its charms, as flower forms and blooms alternate at a rapid pace. By mid-summer, a beautiful, varied and particularly full border emerges.

29507

'Sophie'®

'Sophie' is characterised by warm orange and red shades and reaches a maximum height of 60 cm. Particularly suitable for planting beds near traffic junctions where good visibility for road users is essential.

29543


'Titia'®

'Titia' unfolds numerous shades of white in spring, soon contrasting against a carpet of blue. As summer begins, the variety of colours changes to white-purple. On rich loamy soils, the plant gains height faster. Excellent for roundabouts and shopping areas.

The right plant in the right place!

Many factors should be considered when creating a perennial border for public green spaces. The main basic principles are determined by the following questions:

- A. What are the ground conditions like?
- B. How would you like the border to eventually look and how much maintenance is required?
- C. What knowledge and experience does the landscaping team have?



Location

Creating low maintenance conditions is the main goal for green spaces. As with any creation, it's essential to plant the right plant in the right place.


The location characteristics to consider are:

- Lighting conditions
- Humidity
- Drainage, muddiness in winter
- Soil type
- Humus content
- Soil fertility
- Soil pH
- Salt
- Wind (possibly salty sea wind)
- Plants in the area
- Presence of diseases (in the soil) and pests
- Presence of weeds



Maintenance

If a city or municipal council has experienced, well-trained landscaping staff, it's possible to create a natural park and borders. Maintenance is often increasingly left to less qualified and inexperienced personnel. If this is the case, it is easier if the borders are square with one variety planted at a time.



All Tram Vivas concepts have a nice combination of bloom continuation due to the mixed flower bulb packages included.

TRAM PRAIRIE

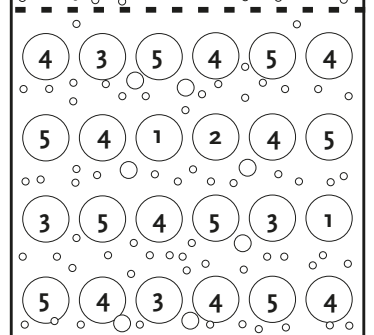
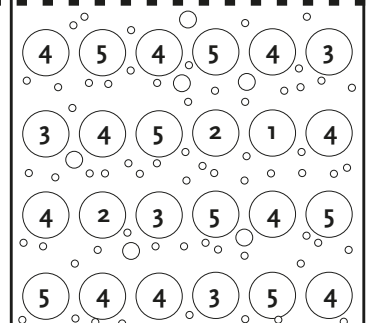
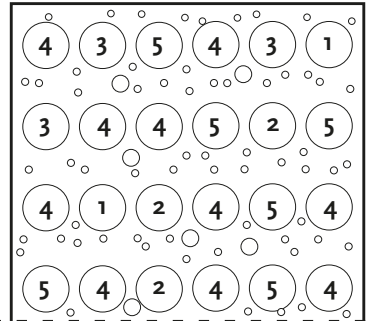


TRAM PRAIRIE

9M² (5M X 1,8M)

This concept consists of

- 72 perennials in 9 cm Ø pot
- 1 pack of spring flowering bulbs (perennial)
- 1 pack of summer flowering bulbs (perennial)



Tram Prairie, drought-resistant planting

When we talk about climate change, the emphasis is usually on the fact that it will get warmer on average because of more CO2 in the atmosphere. That's true, but in recent years we are experiencing other consequences, such as periods of drought, heat and torrential rain. This in turn affects the choice of our range of plants for in public areas.



Drought-tolerant plants are more suited to survive longer dry periods and use less groundwater. Although all climate scenarios show an average increase in winter temperatures, these plantings must also be frost resistant. Mediterranean planting may not be appropriate without some thought!

Choosing plants that are adapted to future weather conditions will help to keep maintenance needs low.

Key considerations for Tram Prairie planting:

- Plant choice is not the only way to cope with a heat wave. Good design of planting areas is just as important. Good soil quality, containing enough organic matter or clay, helps to retain water for longer.
- Working with sufficiently large planting beds or containers gives plant roots a larger volume to draw water from.
- Proper drainage in case of flooding.
- Most drought-resistant plants are also sun-loving. Don't plant them in a shady location.

Tram Prairie selection criteria

- 4-7 different perennials
- Drought tolerant
- Hardy and disease resistant
- Closed vegetation within a year
- Perennial flower bulbs
- Lifespan of perennials at least 5 years

TRAM PRAIRIE



Each
Tram Prairie
9m²

29651 'Blackfoot'®

This concept has an enchanting appearance due to the shades and structure of the leaves. Fills the space well, keeping weeds to a minimum.



29648 'Comanche'®

Flowery with a natural appearance. Yarrow plays an important role in early summer, after which the other plants take over.



29636 'Hiawatha'®

A voluminous concept with foliage tones in grey and green. Richly flowering from early to late in yellow and blue. With accent colour orange/red with flower bulbs.





Perennials and flower bulbs play an important role in the biodiversity of public green spaces. Developed and tested in different circumstances!



Colourful, hardy and low maintenance planters!

A recent study found that green spaces with perennial plants costs less than green spaces that require maintenance. Verver Export's Tram Robuste concepts demonstrates that after the first year, the maintenance costs of the planting beds are lower than the costs of regular grass cutting throughout the season. The investment costs may be higher in the first year, but you will recoup them over the next ten years. And the result also looks nicer.

TRAM ROBUSTE

A selection of perennials that spread very quickly and various bulbs that bloom in spring.

**6m² → 48 perennials
± 300 bulbs**

The Trams are amazingly reliable!

Thanks to the Tram Robuste method, perennials can play an important role in green areas:

- More attractive green spaces, both visually and functionally
- Planting in residential areas, businesses and organisations, and parks
- Plants that require little maintenance
- Low management costs

Possible applications

- Attractive roadside planting
- Hard-to-reach and hard-to-maintain planting areas
- Border planting
- Under trees
- Parking places
- Cemeteries
- Business sites



Tram Robuste:

Selection of perennials that grow very quickly!
The solution to unwanted plant growth.

Planting instructions for perennials

- Clear the soil of root weeds
- Soil preparation/improvement
- Humus content 5,5; if < 5, improve the soil quality! Be especially careful with sandy soil!
- pH level 5,5
- Planting distance / 8 plants per m²!!!
- Plant at the right time, depending on the climate zone and local conditions
- Water immediately after planting



Maintenance

- Weed the first year, not hoe!
- Remove litter lying around
- Don't prune the plants back in winter
- Leave dead leaves
- Sporadic weeding in the previous year
- Plant empty areas as needed
- Depending on the soil type, watering may be necessary during severe drought



Planting instructions for flower bulbs

- Plant the bulbs in the autumn*
- Sprinkle bulbs between the perennials
- Plant the bulbs where they fall (to a depth of about twice the height of the bulb)
- Watering after planting is recommended in dry conditions

** If your plants are delivered in the spring, you will receive the bulbs the following autumn!*



TRAM ROBUSTE



29414



29401

Each
Tram Robuste
6m²



29680



29525



29411



29418



29681

29414

'Andromeda'®

Very suitable as a planting box filler in greenery for traffic guidance such as on roundabouts. Transmits colour very slowly in the summer.

Plants used: Sedum

29401

'Aquarius'®

Perhaps the longest-flowering blue Geranium there is at the moment. Adapts quickly, making it excellent for weed control.

Plants used: Geranium

29680

Trio 'Doppler'®

A combination of three strong plants with a distinctive look. The richly flowering Salvia is supported by silver-grey carpet and pale blue thistles.

Plants used: Anaphalis, Eryngium, Salvia

29681

Trio 'Halo'®

This combination of robust plants is suitable for areas with some shade. Early flowering with bulbs and Symphytum, with Persicaria and Deschampsia as a bonus from mid-summer. Also provides nice structure for the winter months.

Plants used: Persicaria, Deschampsia, Symphytum.

29411

Duo 'Mars'®

The strength of the robust Rudbeckia combined with more accent plants makes this concept visually more exciting. Salt tolerant.

Plants used: Rudbeckia, Pennisetum

29418

Trio 'Pioneer'®

A combination of three strong mono concepts for customers who don't plan their own designs. A blue carpet with heavy accents of yellow and waving plumes in the autumn.

Plants used: Nepeta, Rudbeckia, Pennisetum

29525

Trio 'Ranger'®

The violet-blue colour is essential in the combination of three perennials. But what is particularly striking is the enormous number of flowers that pack together in one planting bed.

Plants used: Geranium, Kalimeris, Aster



Maintenance

Weeding in the first year: after planting, weeding needs to be carried out during the season in the first year. This should definitely be done by hand. Hoeing the beds can easily damage the plants' rhizomes, preventing the bed from becoming sufficiently dense. This is obviously very important for plants that form underground rhizomes. Experience shows that maintenance is greatly reduced in subsequent years if weeds are consistently removed in the first year.

Don't cut plants back before winter: most perennials die back in autumn. The brown leaves and stems of the flowers make for an attractive winter scene. The dead leaves also provide a protective layer over the plant; this layer is essential for good regrowth in spring. The dead parts of the plant are removed before the plants sprout again in early spring. This can be done by mowing at about ten centimetres above the plant.

Additional fertiliser: is usually not required. It is more important to maintain the levels of organic matter. Also note the information on need & fertilising earlier in this chapter!

Pruning/trimming: Perennials do not necessarily have to be pruned. If the plant is left intact, the sprouting plant will grow through the dead parts in spring. The dead parts disappear under the plant during growth. This can be a solution for large beds to be managed with the Tram Robuste concept.

Weeding in subsequent years: weeding only needs to be done sporadically in subsequent years. When our Tram Robuste and Tram Vivas ranges are used correctly the soil will be quickly covered, giving weeds little or no chance to germinate.










The lion's share of maintenance is required shortly after planting.



The Pictographs

	Diameter of bulbs (circumference in cm)		Fragrance Lightly fragranced		Exposure to the sun Prefers the sun
	Height in cm		Fragrance Heavily fragranced		Exposure to the sun Prefers partial shade
	Diameter of flowers in cm		Planting depth in cm Planting depth		Exposure to the sun Prefers the shade
	Flowering time		Neck of the bulb to soil level		Soil type Suitable for light soils (sandy and peat)
	Type of foliage Dark-coloured		Naturalising Flowers for several years		Soil type Suitable for medium heavy soils (sandy loam)
	Type of foliage Streaked		Naturalising Natural proliferation		Soil type Suitable for heavy soils (silty clay)
	Type of foliage Marbled		Resistance to frost: Variety that is frost-hardy up to 0° C, -5° C or -15° C.		Attracts insects
	Density of plantation per m²: from bulb to bulb		Soil humidity Prefers a well-drained soil		
	Density of plantation per m²: bulbs between annual plants		Soil humidity Prefers a very humid soil		
	For cut flowers Recommended		Soil humidity Prefers an extremely humid soil		
	For cut flowers Highly recommended		Requires an acidic soil		
	Staking is advisable if the plant stands alone		Requires humus-bearing soil		
	Can be planted in a pot or container		For internal cultivation		

Our stamps

	Highly recommended A variety recommended by us		Heritage Cultivated before 1900 or a natural variety
	New Introduced this year		BIO The variety can also be used in environmentally friendly cultivations
	Our specialties		
	Bee Wise Attractive to bees and butterflies		
	Mechanical Planting A variety that can be planted with our planting machine		



High quality, always providing the best products



Original and carefully composed mixtures



Technical know-how



Reliable partner, innovative and empowering



Creating its own community: Think and dream green!

You will find our prices here:



Verver Export
Hasselaarsweg 30
1704 DX Heerhugowaard
The Netherlands

T: 00 31 72 505 1481
E: info@ververexport.nl
I: www.ververexport.com