



# AUT UMN

PUBLIC  
GREEN

# By virtue of success...

In front of you is the new autumn catalogue 2023-2024. An extensive brochure containing everything we can deliver to you in the autumn. We received a lot of lovely, positive reactions to our first combined summer catalogue last year. A sign that we are on the right track by combining all product lines per season in one document.

Be sure to check out our 'Connect' section in this catalogue. This features some great products and concepts to boost public or visitor participation with green spaces. Plant a community picking garden in a local neighbourhood, give active green groups a special BeeWise box, organise a pop-up picking garden with local businesses for a day or even create a small park full of colourful plants.

At our site in Heerhugowaard in the Netherlands, we are looking towards the future in a variety of ways. New concepts, solar panels on the roof, ISO certification, new software and much more. We are certainly not standing still!

Keep this catalogue safe – it will last for two years.

Please enjoy all the colour and greenery!

Tijmen Verver



*The interior is made from paper that has been awarded the eco label by the European Union, reg. no FI/11/1, furnished by UPM.*

© All images are subject to copyright and may not be used for commercial or non-commercial purposes.



8



12



28



54



93



59



151



106



108



162



196



179



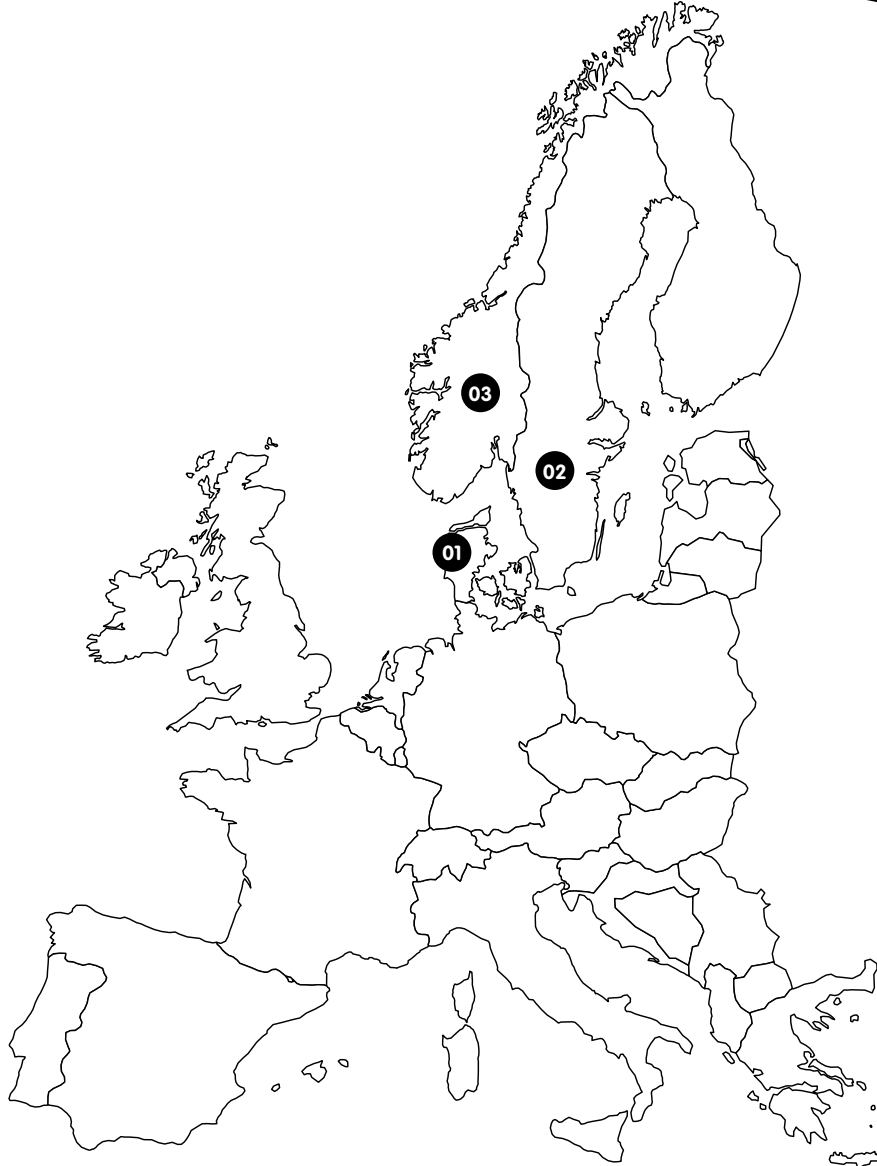


<b>Team Verver Export Reports</b>	<b>4</b>
Sustainable flower bulb cultivation	78
Historical bulb gene bank	110
Roadside verges: nature with the Wow factor!	156
Green Network Initiatives	184
<b>Zones</b>	<b>6</b>
<b>Inspiration</b>	<b>7,83,94,127,141,147,177,187</b>
<b>Bio Bulbs</b>	
<b>Our Mixtures</b>	<b>10</b>
<b>The Happies</b>	<b>16</b>
<b>Our Varieties</b>	<b>50</b>
Tulips	
Hyacinths	52
Crocuses	80
Narcissi	84
Other flower bulbs	86
Historical flower bulbs	95
<b>Connect</b>	111
<b>Mechanical Planting</b>	<b>112</b>
Early Birds	<b>126</b>
Value for Money	130
Flower Meadows	142
Bestsellers	148
Bee Wise	158
Long Flowering Period	168
	178
<b>Technical Advice</b>	<b>155, 192, 198</b>
<b>Sustainable</b>	<b>186</b>
Tram Robuste	188
Tram Vivas	194
Tram Prairie	200
<b>Index / Flowering schedule</b>	<b>203</b>
<b>The Pictographs</b>	<b>211</b>

# Team Verver Export

Find the contact details of your regional manager at [www.ververexport.com](http://www.ververexport.com)!

[www.ververexport.com](http://www.ververexport.com)



**01 Denmark**  
Proplant.dk ApS  
Henrik Thomsen  
+45 93 94 21 21  
[info@proplant.dk](mailto:info@proplant.dk)  
[www.ververexport.dk](http://www.ververexport.dk)

**02 Sweden**  
Mölltorps Utemiljö &  
Handelsträdgård AB  
Lena Kraklind  
+46 505 30752  
[garden@molltorp.com](mailto:garden@molltorp.com)  
[www.ververexport.se](http://www.ververexport.se)

Capsicum AB  
Jan Hveem  
+46 70 588 66 65  
[jan.hveem@gmail.com](mailto:jan.hveem@gmail.com)  
[www.ververexport.se](http://www.ververexport.se)

Visingsöäpplen  
Janne Petersson  
+46 70 840 27 80  
[info@visingsoapplen.com](mailto:info@visingsoapplen.com)  
[www.ververexport.se](http://www.ververexport.se)

**03 Norway**  
Crescente A.S.  
Hugo de Graaff  
+47 94856359  
[hugo@graaff.no](mailto:hugo@graaff.no)  
[www.ververexport.no](http://www.ververexport.no)



# Working together on the green network!



**A green (nature) and blue (water) network that crosses from the inner-city areas across the country to nature reserves. Logical, attractive, diverse and multifunctional, with ample space for nature, recreation, businesses and social objectives. Our mission is to help everyone in Europe, including people in urban areas, to connect to the green network. A green network can only flourish and meet the needs of society if we, as suppliers, work closely with those who plan and manage green spaces.**

At Verver Export, we have key goals for how we operate and work with our customers:

- Innovation in our business processes, products and product concepts.
- Balance between nature - people - climate and the economy.
- To be a climate-neutral company and create (public) green solutions that contribute to climate-neutral and smart cities.
- Work towards sustainable (flower bulb) cultivation.
- Participate and contribute to knowledge network.

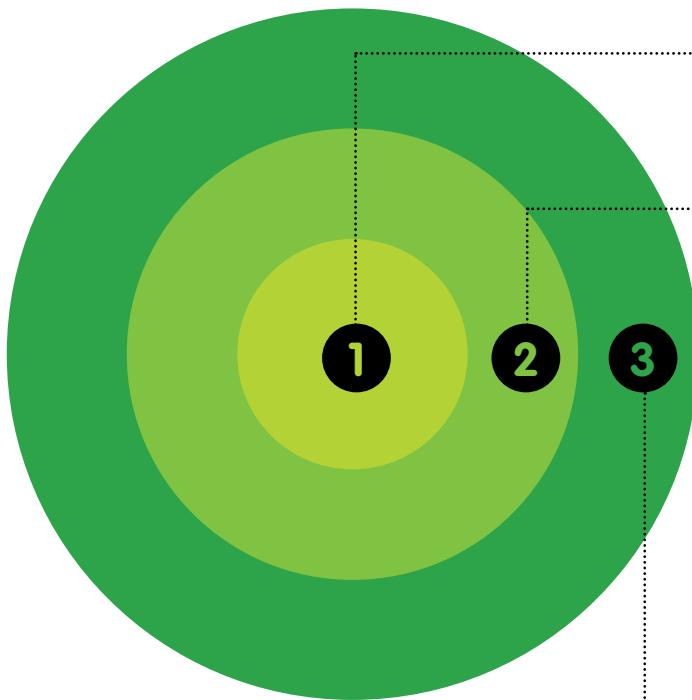
Just like you, we aim to contribute as much as possible to the European Green Deal objectives. The objective of the Green Deal is to reduce CO<sub>2</sub> emissions in Europe by 55% in 2030 compared to 1990 levels and make Europe the first climate-neutral continent by 2050. By then, the European Union should no longer contribute to global warming through greenhouse gas emissions.

**Together we are strong in the green network.**

# Nature in the city: the triple zone approach

When developing new combinations and product concepts, Verver Export takes account of the 'triple zone approach' for nature in the city. Account is thereby taken of the distinctive characteristics of the urban environment when using bulbs, annuals and perennials for public planting.

Let's list them for you again:



## 1. The core zone

In the core zone, the environment for plants and animals is almost entirely shaped by humans. It has its own (micro-)climate, the water system is usually artificial, and the original substrate has often disappeared. For Verver Export this is the space where concepts are used that involve **display planting**.

## 2. The marginal zone

In the marginal zone the natural environment for plants and animals is still largely intact (often with the exception of the soil structure). However, human activities mean that most of the original plants and animals have virtually disappeared. There is quite a lot of public green space, but this tends to be urban types adapted to the built environment. Verver Export develops concepts and applications for this zone that fit with a **functional planting** approach.

## 3. The transitional zone

In the transitional zone the environment for plants and animals is usually intact, including the original soil. There is only scattered development. The transitional zone can be very species-rich; it forms the boundary region and the contact zone between the city and the surrounding landscape. For this zone, Verver Export recommends more **natural planting** with bulbs for naturalising and perennial planting planted mechanically in verges.

Taking account of the nature of a particular zone when designing and managing plantings results in variation in the planting and reinforces the identity of the various parts of the urban area. A useful assessment can be made by differentiating between three aspects: aesthetic quality, ecological quality and the usage value of the planting.

**At Verver Export we are keen to help you think around this theme so that the right plant/concept ends up in the right place!**





### **Attractive greenery!**

Your showpieces in the centre of the town or village should look great all year round. With the Verver Export flower bulb mixtures, you can create a spectacle every year.







### **Functional greenery!**

Use the bulb planting machine to provide functional greenery in spring with colourful meadows or flowering strips. After maturing, the greenery becomes available for recreation once again.

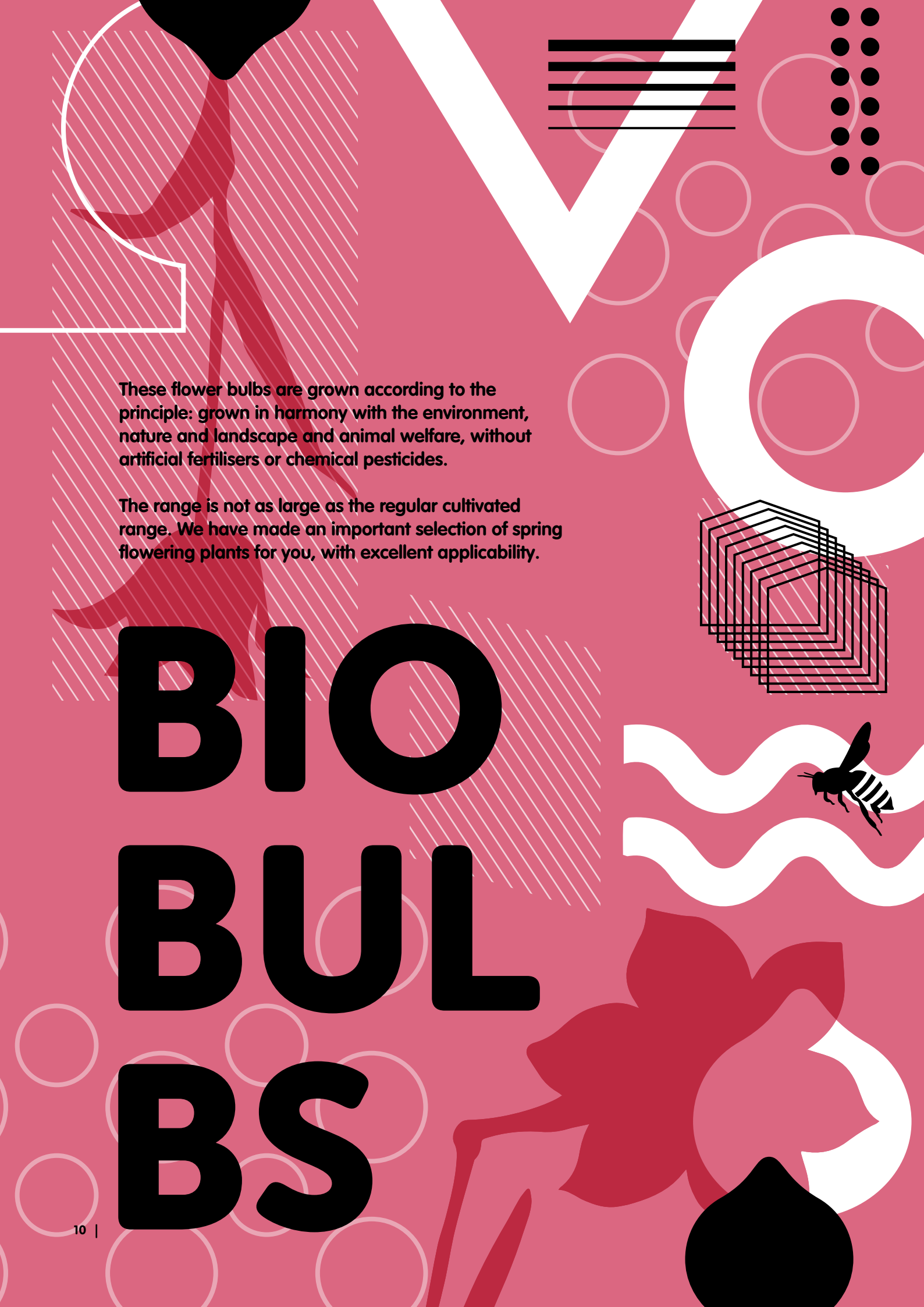




## Natural greenery!

With naturalising flower bulbs, you can create beautiful natural plantings under shrubs or, in combination with perennial flower seeds, you can create beautiful natural flower meadows with long flowering periods.





**These flower bulbs are grown according to the principle: grown in harmony with the environment, nature and landscape and animal welfare, without artificial fertilisers or chemical pesticides.**

**The range is not as large as the regular cultivated range. We have made an important selection of spring flowering plants for you, with excellent applicability.**

# **BIO BUL BS**





12621



12622



12623



12619



12624



12625



15610



15611



15612



15609

12621

**Tulipa 'Big Love'**

Beautiful pink satin flowers.



12622

**Tulipa 'Catharina'**

Creamy white, long stems.



12623

**Tulipa 'Muscadet'**

Large, yellow flowers.



12619

**Tulipa 'Pink Impression'**

Light pink, dark veined, apricot coloured glow.



12624

**Tulipa 'Red Impression'**

Beautiful, bright red flowers.



12625

**Tulipa 'Van Eijck'**

The perfect red tulip.



15610

**Narcissus 'Bridal Crown'**

Creamy white, wonderfully fragrant.



15611

**Narcissus 'Garden Opera'**

Fragrant, multi-flowered.



15612

**Narcissus 'Martinette'**

Soft yellow with an orange crown.



15609

**Narcissus 'Minnow'**

Small, moderately hardy.





15613

**Narcissus poeticus recurvus**

One of the late-flowering daffodils.



15613



15608



13603


15608

**Narcissus 'Thalia'**

Elegant and pure white.



16604



14608

13603

**Hyacinthus 'Pink Pearl'**

Strong hyacinth, pink.



16605

16604

**Allium aflatunense**

Dark purple, beautiful seed pods.



16605

**Allium sphaerocephalon**

A very prolific flowerer.



14610

14608

**Crocus 'Grand Maître'**

Light blue.



14610

**Crocus 'Jeanne d'Arc'**

White.



14609

**Crocus 'King of the Striped'**

Streaked with blue and white.



14607

**Crocus chrysanthus 'Romance'**

Butter yellow flowers.



14609



14607



14605

14605

**Crocus tommasinianus**

'Ruby Giant'

Violet, very rustic.







16602

16602  
**Hyacinthoides hispanica blue**

Blue bells around the stem.



16606

16606  
**Ipheion uniflorum**

Light blue star-shaped flowers.



16601

16601  
**Muscari armeniacum**

The strongest blue grape hyacinth in the range.



16603

16603  
**Scilla siberica**

Very hardy and perfect for naturalising.







11602

## 'Prima Bio-Bella'®

These organic bulbs are guaranteed pesticide free, ideal for planting in areas with a high population of nectar-seeking insects.

Perfect for machine planting over a large area. Different varieties and variation in colours: white-yellow-pink-red-black.



<b>Zones</b>	1,2,3
<b>Machine</b>	<div style="display: flex; gap: 10px;"> <div style="border: 1px solid black; border-radius: 50%; padding: 5px; width: 30px; text-align: center;">50</div> <div style="border: 1px solid black; border-radius: 50%; padding: 5px; width: 30px; text-align: center;">100</div> </div>
<b>Character of kits</b>	Mixture of 2 types with 1.000 flower bulbs
<b>Stripes</b>	✓
<b>Contiguous area</b>	✓
<b>Country style</b>	40 / m <sup>2</sup>
<b>Horticulture style</b>	75 / m <sup>2</sup>
<b>Flowering time</b>	8 weeks
<b>Durability</b>	till 5 years










## 'Flora Bio-Natura'®

These organic bulbs are guaranteed pesticide free making them ideal for planting in areas with lots of insects, such as in a flower meadow or around beehives.

The 'Flora Bio-Natura' kit consists of naturalising flower bulbs. Plant large areas. Thirteen different types of bulbs in white-pink-blue-purple.

<b>Zones</b>	1,2,3
<b>Machine</b>	  
<b>Character of kits</b>	Mixture of 8 types with 1.000 flower bulbs
<b>Stripes</b>	✓
<b>Contiguous area</b>	✓
<b>Country style</b>	75 / m <sup>2</sup>
<b>Horticulture style</b>	150 / m <sup>2</sup>
<b>Flowering time</b>	10 weeks
<b>Durability</b>	till 8 years







# MIX TUR ES

One of the gems in the spring flowering range: the Verver Export mixtures. Verver Export has gained a strong position in the public green market in Europe by continually using our knowledge and experience to produce high-quality combinations.

It's not just about colour or flowering time. There are many different factors that determine whether a combination of bulbs will be truly eye-catching.

# Jacqueline van der Kloet

Take a look  
behind the  
scenes



## on the 'secret' of Verver Export mixtures

Verver Export excels in offering many different mixtures for use public and semi-public green spaces. This makes it easy for customers to choose something that suits their village, town or park.

It's always a challenging puzzle to put these mixtures together because there are a huge amount of spring bulbs and so the possibilities are endless. Concepts such as 'sequence of flowering times', 'height variations' and 'matching shapes and colours' are used as a guide. With this as the basis, we can create lots of different moods, from sweet and romantic to refreshing and exuberant as well as multi-coloured classic styles to more modern and minimalist.

Spring bulbs, both early and late-flowering varieties, are the most important ingredient of these mixtures. And to make them completely perfect, Verver Export also recommends additional spring planting in the form of seasonal flowers such as violets, wallflowers and forget-me-nots. These complete the picture and make sure that every Verver mixture dazzles. They will flower for weeks in an ever-changing and surprising way.





11000	Classic Botanical Crocus mixture <b>Verver 'Limmen'</b> ©	This mixture flowers earlier than the <i>Crocus grandiflora</i> . Sometimes it flowers when snow is on the ground. Take particular notice of the height, it remains modestly sized at just 5 cm.	
11001	Botanical Crocus mixture <b>Verver 'Nature'</b> ©	A mixture of very hardy crocuses, ideal for naturalising. Plant them in mass in your lawns. Very early-flowering.	
11002	Classic <i>Crocus grandiflora</i> mixture <b>Verver 'Heiloo'</b> ©	Take your locals by surprise. Plant in lawns during the autumn and you will have a carpet of flowers come the spring. If you leave your plants to mature for 6 weeks after they have flowered, you will get the same results the following year. Therefore... it's a great investment!	
11228	<i>Crocus grandiflora</i> mixture <b>Verver 'Early Glow'</b> ©	A pretty <i>Crocus</i> mixture where we have chosen a combination of yellow and white. An early and, of course, a very long-lasting bloomer.	
11003	<i>Crocus grandiflora</i> mixture <b>Verver 'Océanique'</b> ©	The same concept as with the traditional 'Heiloo' mixture, but in blue and white. Extremely beautiful!	
11004	Very early flowering mixture <b>Verver 'Texel'</b> ©	An early-flowering mixture of crocuses and tulips that flower together. First you will witness the arrival of the crocuses with the tulips joining them after. Although intended for use in lawns, you can also plant them in beds or under trees.	
11006	Very early flowering mixture <b>Verver 'Ameland'</b> ©	With 'Ameland', first you will see a white snow-like carpet appear. Then, the small red tulip will come to keep it company.	
11005	Very early flowering mixture <b>Verver 'Vlieland'</b> ©	The same concept as with the 'Texel' mixture, but in blue and red. What's more, you can leave these two mixtures where they are.	





11228



11003



11006



11005



11004







11007



11008



11009

11007	<p>Very early flowering mixture</p> <p><b>Verver 'Terschelling'</b> ©</p>	<p>Lovely bright colours combined in one mixture. The result is superb. Crocus flowers long because of the cool temperatures in early spring. As an encore, a beautiful red-yellow tulip providing you with ease 2 months of flowers.</p>	
11008	<p>Grape hyacinth mixture</p> <p><b>Verver 'Cinq Mousquetaires'</b> ©</p>	<p>Why not select this pretty mixture that you can plant in tubs, among your tulips or as a border for a bed of tulips or narcissi? The blue contrasts sharply with the other colours.</p>	
11009	<p>Mixture with narcissi and Muscari</p> <p><b>Verver 'Phares Atlantiques'</b> ©</p>	<p>If you are planning to create blue strips using Muscari, then why not use the 'Phares Atlantiques' composition? The yellow and white of the small Narcissus break the monotony of the Muscari. It can also be used in your lawns.</p>	
11147	<p>Very early flowering mixture</p> <p><b>Verver 'Xanthic Stars'</b> ©</p>	<p>At the start of spring, this marvellous mixture of Tulipa kaufmanniana in yellow, orange and red tones will liven up the shaded areas of your town's squares year after year. Suitable for naturalising, possibly between ground cover.</p>	
11578	<p>Mixture with hyacinths, narcissi and tulips</p> <p><b>Verver 'Pink Glow'</b> ©</p>	<p>A cheerful, fresh mixture of hyacinths, tulips, Narcissus with a white carpet of Anemone blanda. Tulipa 'Chato' plays a major part in this mixture for its filled flower and beautiful colour.</p>	
11149	<p>Hyacinth mixture</p> <p><b>Verver 'Caprices de Mars'</b> ©</p>	<p>A pleasant ensemble of every shade of hyacinth.</p>	
11515	<p>Mixture with long flowering time</p> <p><b>Verver 'Mescheder Frühlingszauber'</b> ©</p>	<p>Photographed in the early stages of flowering. But this mixture remains flowering in blue and white tones until early May. In the city colours of Meschede (DE).</p>	
11365	<p>Mixture with hyacinths and tulips</p> <p><b>Verver 'Dark Treasure'</b> ©</p>	<p>A highly specific combination of colours in which dark hyacinth plays a key role. It will sparkle, even in the shade! For the basic plantation, we recommend red daisies.</p>	





11147



11149



11578



11515



11365





11684



11122



11151

11684	<p>Mid season mixture</p> <p><b>Verver 'Easter Joy' ©</b></p>	<p>Elegant tulips, in various shades, dance above a yellow blanket of Narcissus. The yellow fritillary towers regally above the mass of flowers.</p>	
11122	<p>Mixture with hyacinths and tulips</p> <p><b>Verver 'Londres' ©</b></p>	<p>A mixture of tulips and hyacinths. Experience the hyacinths first with the tulips joining them a little later. Enjoy between 5 and 6 weeks of blooms. In addition, the combination of shades is very beautiful. Create a background of white, pink or blue tones.</p>	
11151	<p>Mixture with hyacinths and tulips</p> <p><b>Verver 'Parfum des Vosges' ©</b></p>	<p>Three different tulips and three coloured hyacinths make this a very cheerful composition. The deliciously scented hyacinths flower first and are followed by the tulips meaning that you will have beautiful blooms for 4 to 5 weeks.</p>	
11152	<p>Mixture with hyacinths and tulips</p> <p><b>Verver 'Ville de Blanquefort' ©</b></p>	<p>The basis for this mixture is fragrant hyacinths. These profusely flowering varieties open the show, soon followed by white tulips. Enjoy this mixture for 4 to 5 weeks.</p>	
11561	<p>Mixture with hyacinths, narcissi and tulips</p> <p><b>Verver 'Peach Perfect' ©</b></p>	<p>As apricot as this you rarely see plant combinations! Good combinations possible with Viola and Bellis as under planting.</p>	
11216	<p>Mixture with hyacinths, narcissi and tulips</p> <p><b>Verver 'Ville de Bourges' ©</b></p>	<p>A subtle yet successful combination where red tulips and hyacinths frolic among yellow narcissi and pink hyacinths.</p>	
11685	<p>Tulip, narcissi and Fritillaria mixture</p> <p><b>Verver 'Perfect Green Harmony' ©</b></p>	<p>These fresh spring colours are in perfect harmony with the green environment. A simple but effective combination: suitable with a biennial plant cover such as Erysimum 'Yellow Bird' here or between perennials.</p>	
11014	<p>Narcissi mixture</p> <p><b>Verver 'Trio Ciclo' ©</b></p>	<p>You will get to know the complete range of Narcissus cyclamineus. They are not too tall, have prolific flowers and, above all, are very pretty! We have put them all together in a little mixture. I would say that it is particularly well-suited to window boxes.</p>	





11152



11561



11216



11014



11685





11015



11018



11581

11015	Narcissi mixture <b>Verver 'Scala' ©</b>	An interesting mixture of all sorts of Narcissus. A flower spectacular.	
11018	Narcissi mixture <b>Verver 'Couronnes Magiques' ©</b>	A mixture that enables you to show the public that an interesting diversity can be found among decasplit type narcissi. You will find yourself among pretty colours and shapes. Highly recommended!	
11581	Mixture with hyacinths and narcissi <b>Verver 'Blue Frost' ©</b>	A fantastic mixture with 4 different hyacinths and 4 narcissi. Colour scheme white, yellow and blue, but in very different shades.	
11017	Narcissi mixture <b>Verver 'Double Fountain' ©</b>	This composition of double narcissi offers a springtime mixture with much allure. Huge flowers, generously adorned with petals in an interesting pallet of colours. Extremely beautiful!	
11124	Mixture with multi flowering varieties <b>Verver 'Victory' ©</b>	These are the shades that I especially like. Bright red, bright orange and salmon. Short, early-flowering and lots of little flowers. Why not plant them in all of your town's planters?	
11608	Mid season mixture <b>Verver 'Passion' ©</b>	Surprising combinations of huge hyacinth flowers and the delicate but rich flowering Tulipa turkestanica.	
11697	Mixture with tulips and narcissi <b>Verver 'Red Bowl' ©</b>	The tulip's richly double-flowered red flowers stand like a bowl on a carpet of yellow narcissi. Simple but effective.	
11595	Mixture with tulips and narcissi <b>Verver 'Ville de Bourg-en-Bresse' ©</b>	A beautiful blend of white and yellow narcissi in combination with pink and very dark purple tulips. Nice to combine with an underplanting of yellow violets and pink forget-me-nots.	





11017



11124



11697



11595



11608







11698



11027



11028

11698	<p>Mixture with tulips and narcissi</p> <p><b>Verver 'Orange Bowl'</b> ©</p>	<p>A mixture of three tulips and one narcissus. An attractive mixture for combining with an underplanting of biannuals. The eye is drawn by the enormous flowers of Tulipa 'Monte Orange'.</p>	
11027	<p>Early flowering mixture</p> <p><b>Verver 'Ville d'Auxerre'</b> ©</p>	<p>At the start of spring you will have a collection of tulips in three shades: orange, yellow and white. With their large heads they make their presence known. I recommend that you plant them against a purple or blue background. However, you can also plant them tone on tone.</p>	
11028	<p>Early flowering mixture</p> <p><b>Verver 'Provençale'</b> ©</p>	<p>'Provençale' flowers at the start of the season. The yellow and white colours of the four varieties chosen are always perfectly mixed. Feel free to surround it with blue or white hyacinths, but choose a background of yellow, white and orange tones.</p>	
11687	<p>Tulip and Fritillaria mixture</p> <p><b>Verver 'Haute Montagne'</b> ©</p>	<p>Beautiful colour combination of tulips with the beautiful flowering accent of Fritillaria persica 'Ivory Bells'. Combine this bulb mixture with a plant cover of pink and purple violets or even with an accent of rose-red Bellis.</p>	
11583	<p>Tulip mixture</p> <p><b>Verver 'Flaming Premnitz'</b> ©</p>	<p>Five very beautiful tulips combined in one mixture? Too much competition or do they lose their individual beauty? No. On the contrary: there's no better way!</p>	
11154	<p>Early flowering mixture</p> <p><b>Verver 'Ville de Riom'</b> ©</p>	<p>Shimmering orange shades go perfectly with pale yellow as the 'Ville de Riom' shows. A crowned mixture of laurels that has been very popular for a number of years now. The key to its success is its big flowers in a combination of wonderful colours.</p>	
11546	<p>Tulip, narcissi and Fritillaria mixture</p> <p><b>Verver 'Amazing Angélique'</b> ©</p>	<p>A special mixture made with Tulipa 'Orange Angélique'. Beautiful large tulip flowers that are highlighted by white accents of Narcissus. Fritillaria 'Rubra' (not shown clearly in the picture) completes the beautiful floral display.</p>	
11385	<p>Colourful spring mixture</p> <p><b>Verver 'Spielzeugstadt Sonneberg'</b> ©</p>	<p>A fusion of the colours of childhood! It's not by chance that this blend takes the name of the town of Sonneberg. Teddy bears and other children's toys are made in Sonneberg (DE). Produces plenty of flowers...</p>	





11687



11154



11546



11385



11583





11609



11033



11702

11609	Tulip mixture <b>Verver 'Strong Bond' ©</b>	Some combinations do not look good on paper. But nature has an infinite capacity to surprise and connect!	
11033	Mixture with early flowering tulips <b>Verver 'Gaité Printanier' ©</b>	A very cheerful mixture of rather bright shades. It will flower from the first week of April. The stems stay relatively short, approx. 30cm. The mixture is recommended for its variety of bright colours early in the season before the triumph tulips flower.	
11702	Mixture with tulips and narcissi <b>Verver 'Géraldine' ©</b>	A number of star performers amongst the tulips brought together in one mixture with Narcissus 'Geranium' as a white accent. An example of how different flower shapes combine together beautifully.	
11589	Mixture with hyacinths, narcissi and tulips <b>Verver 'Shooting Stars' ©</b>	Hyacinthus 'Woodstock' is one of the first in this mixture to show colour. Soon after everything revolves around tulip 'Neper'. A colourful combination that also works well with an underplanting of Bellis or Myosotis...	
11037	Tulip mixture <b>Verver 'Sorbet de Fruits Rouges' ©</b>	It was while eating a red fruit sorbet that the idea for this mixture came to me! An ensemble of colours worthy of its name. All of the varieties are the same height and flower at the same time. Not forgetting its fine appearance of course.	
11264	Tulip mixture <b>Verver 'Spectacle de Couleurs' ©</b>	Make your spring time bed into a real spectacle with this mixture. Not only a combination of several colours, but also of several shapes of flowers. Multicoloured, but harmonious nonetheless!	
11506	Mid season mixture <b>Verver 'Orange Oracle' ©</b>	A combination with Iris bucharica, tulips, Narcissus and Fritillaria. With the sun it looks like your planting gives light. The combination of yellow Viola reinforces this effect.	
11594	Mixture with long flowering time <b>Verver 'Blühendes Heddesheim' ©</b>	A mixture of small grape hyacinths and long-stemmed tulip 'Ballerina'. With nice details by adding hyacinth and Leucojum. Can also be planted mechanically under grass.	





11589



11264



11037



11506



11594





11699	Mid season mixture <b>Verver 'Singer' ©</b>	A great combination of yellow and purple accents. The large flowers of Tulipa 'Fringed Elegance' steal the show.	
11584	Mixture with tulips, hyacinths and Muscari <b>Verver 'Spring Fair' ©</b>	A lovely colourful tulip mixture topped with Muscari and a hyacinth. Colourful but surprising.	
11784	Mid season mixture <b>Verver 'Janis Please' ©</b>	Nothing but tulips! A striking colour combination revolving around Tulipa 'Janis Joplin'. An undergrowth of biennials is possible, but not essential.	
11156	Mid season mixture <b>Verver 'Ville de Toulon' ©</b>	A powerful mixture with many very cheerful shades of yellow accentuated with orange. A huge impact thanks to the colour combinations and the structure: created in levels with dwarf and tall tulips, small and large narcissi and the extremely imposing Fritillaria imperialis.	
11631	Mid season mixture <b>Verver 'Ville de Belfort' ©</b>	Lovely warm shades with a striking contrast between the fragile flowers of Narcissus 'Baby Boomer' and the big flowers of the crown imperial.	
11265	Tulip and narcissi mixture <b>Verver 'Harmony' ©</b>	A huge variety of flower shapes comprising mainly of botanical tulips and narcissi. Plant densely and your results will be dazzling!	
11039	Tulip mixture <b>Verver 'Ville de Malakoff' ©</b>	A spectacular mixture. The background of yellow tulips emphasises the orange of the simple tulip. Then there is a little bit of purple to contrast with the other shades. The heights vary. This mixture is hardly understated and attracts attention!	
11587	Tulip, narcissi and Muscari mixture <b>Verver 'Cheappuccino' ©</b>	A mixture of real classics from the flower bulb world. Many yellow - with a pinkish-red accent from Tulipa 'Jimmy' and the blue of forget-me-nots. Suitable for multi-year flowering.	





11156



11265



11039



11587



11631





11748	<p>Tulip mixture</p> <p><b>Verver 'Darling Disco' ©</b></p>	<p>Two tulips that together create a brightly lit disco ball! Let the sun shine.</p>	
11611	<p>Tulip mixture</p> <p><b>Verver 'Soft Dreams' ©</b></p>	<p>A flower bed full of pearls after planting this mixture. Full, big flowers empowered by the combination of apricot and lilac colours.</p>	
11505	<p>Mixture with long flowering time</p> <p><b>Verver 'Hello Yellow and Blue' ©</b></p>	<p>The demand for harder colour combinations rises. Therefore we introduce this new yellow-blue combination. Perhaps coincidentally your city colors?</p>	
11047	<p>Mixture with double Murillo-tulips</p> <p><b>Verver 'Premix Murillo' ©</b></p>	<p>The most well-known of all the mixtures. And a real asset to us here at Verver Export. There is no need for worry if this mixture has been properly prepared. This mixture has been particularly well-conceived by our house: more than 12 double varieties are included.</p>	
11585	<p>Tulip mixture</p> <p><b>Verver 'Purple Haze' ©</b></p>	<p>Seven different tulips: not only in colour but also in form. The purple colour hangs the entire flowering period as a mist through the planting. If you want to strengthen it, there are many kinds of Viola available in this colour scheme.</p>	
11700	<p>Mixture with hyacinths, narcissi and tulips</p> <p><b>Verver 'Gloria' ©</b></p>	<p>A mixture of nine different tulips, all in shades of white, pink and purple. Hyacinths 'Fondant' and 'Miss Saigon' support the pink and purple. Narcissus 'Thalia' provides a fresh white glow.</p>	
11048	<p>Mid season mixture</p> <p><b>Verver 'Royal' ©</b></p>	<p>Perhaps the finest looking of all our mixtures. On short stems with single flowers. All varieties have a purple flame. The dominant colour is orange, Don't put biennials that are too tall alongside them. Instead, use a background of orange-centred purple Viola cornutas.</p>	
11514	<p>Tulip, narcissi and Fritillaria mixture</p> <p><b>Verver 'Isabelle' ©</b></p>	<p>Spring at its best. Pretty shapes and colours in perfect harmony in a single mixture. As the photo shows, it can be perfectly combined with white Myosotis and daisies.</p>	





11585



11047



11048



11700



11514






11058



11060



11558

11058	<p>Two coloured mixture</p> <p><b>Verver 'Parmentier'</b> ©</p>	<p>A mixture that is already often planted in France, but which is always sold as separate varieties. Two varieties of triumph, therefore with single flowers. One is light pink, the other is purple. Ideal for putting with a cherry tree that flowers in April.</p>	
11060	<p>Flamed mixture</p> <p><b>Verver 'Topaz'</b> ©</p>	<p>For the 'wow' factor, plant this lively mixture on your roundabouts, town entrances etc. Hardly understated, that's all we will say! What's more, you can expect an exceptional performance in terms of rigidity and flowering period.</p>	
11558	<p>Mixture with long flowering time</p> <p><b>Verver 'Norre Katt'</b> ©</p>	<p>A mixture with up to 15 different varieties in five different types of flower bulbs. A spectacle that always happens in April and May. Brightens shadowy backgrounds in your park.</p>	
11634	<p>Tulip and Camassia mixture</p> <p><b>Verver 'Eleganza'</b> ©</p>	<p>This mixture lives up to its name: very elegant due to the colour combination and the lily-flowering tulips. The flowering period ends with the sky-blue colour of Camassia.</p>	
11368	<p>Rich mixture</p> <p><b>Verver 'Mondorf-les-Bains'</b> ©</p>	<p>Fresh mixture in which the Fritillaria persica puts a clear emphasis on color and shape. A mixture of various special tulips and narcissi. With a significant lead for Tulipa 'Akebono'.</p>	
11523	<p>Mid season mixture</p> <p><b>Verver 'Saint Georges'</b> ©</p>	<p>Vibrant mixture through the various shades of yellow. Red accents award this combination with more intensity. The Narcissus 'Pipit' gives this mixture by its colour changes a very special touch.</p>	
11236	<p>Mixture with tulips and narcissi</p> <p><b>Verver 'Reflections'</b> ©</p>	<p>Don't forget to add a yellow doric and red daisies to make this ensemble perfect!</p>	
11513	<p>Tulip mixture</p> <p><b>Verver 'Love Me Tender'</b> ©</p>	<p>A cheerful mixture of various groups of tulips. With an under planting of white Viola or Myosotis you can make no mistakes!</p>	





11634



11523



11236



11513



11368





11551



11162



11789

11551	Lush flowering mixture <b>Verver 'Fire and Ice' ©</b>	Like fire and ice – strong colours (lots of red) combined with lots of white. From finely detailed flowers such as white grape hyacinths to large tulips. Flowering from mid to late spring with Camassia at the end of the flowering season.	
11162	Lush flowering mixture <b>Verver 'Ville du Neubourg' ©</b>	A real floral festival in white and yellow. This mixture has already proved itself in previous years and this is why we whole-heartedly recommend 'Le Neubourg'. A multitude of different shaped flowers making your spring beds, pots and containers sensational.	
11789	Tulip, narcissi and Fritillaria mixture <b>Verver 'Snowy Purple' ©</b>	Lots of different flower shapes that, when combined, attract all the attention. Subtle and eye-catching.	
11386	Mid season mixture <b>Verver 'Klenzpark Ingolstadt' ©</b>	'Klenzpark Ingolstadt' has three different levels. The narcissi provide an accent of white beneath the reddish-orange cover of the tulips, while the imperial fritillary tops it all off.	
11208	Mixture with tulips and Fritillaria <b>Verver 'Jacqueline' ©</b>	A Keukenhof (NL) mixture created by the Dutch landscape gardener Jacqueline van der Kloet. For a very cheerful flower bed of orangey-red tones prettily accentuated by a purple tulip and the Fritillaria persica.	
11062	Two coloured mixture <b>Verver 'Ville de Beauvais' ©</b>	A magnificent red and white collection with a bright red tulip, a white tulip striped with the same colour red and an extra small white tulip beneath for added decoration. If you want to create a background, add a white Viola cornuta.	
11267	Mixture with tulips and narcissi <b>Verver 'Prima Ille-et-Vilaine' ©</b>	The white springtime glow sparkles with a touch of red here and there. You can plant it sparsely or densely, both options are possible. Highly recommended.	
11723	Tulip and Fritillaria mixture <b>Verver 'Bliss You' ©</b>	The Fritillarias flower before the tulips. The seed pods look like umbrellas flowering above the tulips in various shades of red.	





11386



11062



11208




11267



11723





11064	Mid season mixture <b>Verver 'Ville de Joinville'</b> ©	A simple looking composition of four different tulips. But a success in the catalogue for many years! In yellow-orange-red hues, but with different flower shapes which creates a nice tension.	
11065	Mixture with triumph tulips <b>Verver 'Tuti Fruti'</b> ©	There is no other mixture with so many varieties: more than 15. However, we cannot mix just any old thing. The colours, heights and flowering periods have to be respected. Otherwise, there will be too many variations. Always spectacularly great to look at.	
11701	Tulip mixture <b>Verver 'Bright Blossom'</b> ©	Nine different tulips that offer an exceptional colour combination. Not just a jumble - 'Bright Blossom' is based on careful choices. Great for real tulip lovers.	
11679	Mid season mixture <b>Verver 'Ville de Spa'</b> ©	A mixture in two parts. The early flowering with hyacinth and Fritillaria, and a second round of tulips and narcissi in yellow and orange shades.	
11612	Mid season mixture <b>Verver 'Magic Sensation'</b> ©	A mixture of beautiful 'loners' from the catalogue. Special colours with remarkable details now combined in this spectacular mixture.	
11070	Flamed mixture <b>Verver 'Fête de la Reine'</b> ©	Want to create a spectacle? The bright colours in this mixture really stand out, you can see them from miles away! Different shades of orange meet and explode like fireworks. They grow to 50cm tall, but maintain their shape perfectly. Stay with the orange theme for the accompanying plants.	





11701



11070



11612



11679



Christening



### And we name her...

It has been virtually impossible to hold our traditional spring festivals throughout Europe with our customers due to the arrival of Covid.

Together with the mayor Mrs Delettre, Tijmen christened the 'Ville de Spa' ® mixture in spring 2021.





11746



11239



11071

11239	Mid season mixture <b>Verver 'Bavaria' ©</b>	In one word, splendid! A perfect combination of different tulips, narcissi and fritillaries. Bravo Chaville (FR)!! Don't forget the red wallflowers!	
11746	Mixture with hyacinths, narcissi and tulips <b>Verver 'Colour Festival' ©</b>	A colourful arrangement in the Verver Export exhibit at the Keukenhof. Much photographed because of its colourful appearance. Everything you want in the spring!	
11071	Mixture with tulips and narcissi <b>Verver 'Cécaréa' ©</b>	Bask in compliments when you present this creation to the public. Bring out these soft tones on a blue monochrome, preferably with pansies. My compliments to the person who created it as it brings me immense pleasure.	
11130	Two coloured mixture <b>Verver 'Violet Sky' ©</b>	A truly beautiful creation in white and purple. Three varieties that flower at the same height and the same time. Ideal for combining with a white and blue Myosotis alpestris (Alpine Forget-me-not).	
11562	Subtle mixture <b>Verver 'Guilherand-Granges' ©</b>	Ardour, passion... what could be more flamboyant? Using 'Guilherand-Granges' in your flower beds will create the ideal spot for wedding photographs, so plant this mixture next to the town hall. Truly stunning and unique!	
11703	Tulip and narcissi mixture <b>Verver 'Suave' ©</b>	Four tulips and a narcissus, whereby T. 'La Belle Epoque' definitely plays the starring role. And the cup colour of N. 'Bell Song' combines beautifully with the star of the show.	
11268	Tulip and narcissi mixture <b>Verver 'Fringed Pastel' ©</b>	Subtle composition by combining elegant flowers in cream white. The Iris bucharica plays an important role at the beginning of the flowering season as a "filler".	
11727	Mixture with mid to late flowering time <b>Verver 'Tropical Treasure' ©</b>	A mixture with details. At first glance, a red and white tulip with narcissi mixture. But note the different flower shapes and also the white underplanting of Hyacinthoides.	









11269



11240



11751

11269	Lilyflowering tulip mixture <b>Verver 'Quilts'</b> ©	A very expressive mixture in red and white tones. Very majestic particularly due to the extremely lively lily flowered tulips. Great combined with a white background of biennials.	
11240	Tulip and narcissi mixture <b>Verver 'Pink Snowflakes'</b> ©	Simple yet magnificent. Its surroundings must also be kept simple: white, but with different plants. There are so many possibilities for this pink accented snow-white carpet.	
11751	Mixture with long flowering time <b>Verver 'Sweet Tooth'</b> ©	Before you can see image in the photo, Crocus is already flowering as yellow underplanting as well as the little Narcissus 'Baby Boomer'.	
11635	Tulip and narcissi mixture <b>Verver 'Parviri'</b> ©	All good things come... late. A blend that creates a fantastic show in late spring. Many flaming flowers such as parrot and viridiflora tulips. You won't know where to look first!	
11653	Lilyflowering tulip mixture <b>Verver 'Lily Treat'</b> ©	Lily-flowered tulips remain popular, partly because they are still blooming at the end of the spring. Good for use in a perennials border, but equally attractive as a mixture in a changing bed.	
11511	Tulip and narcissi mixture <b>Verver 'Caroline'</b> ©	A subtle blend of white, cream, pink and violet. The 'Belicia' tulip plays the starring role in this mixture. Base planting that also combines violet, white, red and cream tones will give your flowerbed an even bigger effect!	
11512	Tulip, narcissi and Fritillaria mixture <b>Verver 'Nina's Traum'</b> ©	A surprising combination of white, yellow, pink and purple. Not the first thing on your mind. Want fewer flower bulbs per meter? With Viola or Bellis it is easy to create a calm surface.	
11690	Tulip, narcissi and Fritillaria mixture <b>Verver 'Touche Douceur'</b> ©	A sleek black and white combination with a soft touch of pink-red from tulip 'Cartouche'. This combination works alone, but also with an underplanting of white with a hint of pink from Viola, Bellis or Myosotis.	





11635



11653



11512



11511



11690





11705



11214



11242

11705	<p>Tulip, narcissi and Fritillaria mixture</p> <p><b>Verver 'St. Elin'</b> ©</p>	<p>A mixture made by the designers in the city of Skövde (SE). Dark shades combined with pristine white narcissi.</p>	
11214	<p>Stuffed mixture</p> <p><b>Verver 'Double Joy'</b> ©</p>	<p>A beautifully romantic mixture of double tulips in a monochrome of very subtle colours going from white to pink to purple. You can achieve a beautiful combination with different biennials of the same tone.</p>	
11242	<p>Tulip mixture</p> <p><b>Verver 'Europa'</b> ©</p>	<p>This example is somewhat regimented, therefore plant it a little more informally in your own bed. Despite this, the combination is still very successful. Different tones of purple and pink enjoy the spring together.</p>	
11704	<p>Tulip and Anemone mixture</p> <p><b>Verver 'Jasperina'</b> ©</p>	<p>A colour combination that looks surprising on paper, but is very eye-catching in practice. Also attractive with biennial underplanting in yellow, white or even blue, e.g. Viola.</p>	
11564	<p>Tulip, narcissi and Fritillaria mixture</p> <p><b>Verver 'Dear Mother'</b> ©</p>	<p>Tulips determine the entire spring, the effect of this mixture. Narcissus 'Geranium' is the cheerful flower for variety. And as cream puff a few Fritillaria imperialis for the effect.</p>	
11213	<p>Tulip mixture</p> <p><b>Verver 'Stars'</b> ©</p>	<p>With the edges fringed with these varieties, this mixture will take a leading role in your plantation. In addition, you will really notice its colour thanks to the combination of white and red.</p>	
11633	<p>Subtle mixture</p> <p><b>Verver 'Sweet Pink'</b> ©</p>	<p>Combinations in pink tones remain popular in our mixture range. 'Sweet Pink' has a few accent shades of pink in the tulips and hyacinths, but the green colour of 'Ivory Bells' gives its own character to this mixture.</p>	
11090	<p>Soft mixture</p> <p><b>Verver 'Pink Mist'</b> ©</p>	<p>A beautiful soft pink cloud! The tulips have different shapes, but pink is the predominant colour. Try a mixture of pink and silver oak Myosotis as basic planting.</p>	





11704



11213



11633



11090



11564





11720



11509

11720	Tulip and narcissi mixture <b>Verver 'Illumination'</b> ©	This mixture shines even in the faintest sunlight. The leading role is played by the 'Suncatcher' tulip, accompanied by softer yellows and whites.	
11509	Tulip and narcissi mixture <b>Verver 'Brown Sugar'</b> ©	Yellow combined with a wide range of red hues. One Narcissus to bring it in a yellow base and furthermore one big party.	
11087	Stuffed mixture <b>Verver 'Ville de Vélizy'</b> ©	Do exactly what the creator of this mixture has done. Plant it against a background of very light blue pansies. Experience the pretty contrast of shades. Don't plant just a few. Absolutely not, plant at least 250 bulbs in a bed.	
11131	Surprise mixture <b>Verver 'Double Fantasy'</b> ©	A totally successful combination of three varieties. Above all, the shades go really well together. Follow their example by planting this mixture in a bed of white Myosotis alpestris (Alpine Forget-me-not).	
11350	Surprise mixture <b>Verver 'Stockholm'</b> ©	A very colourful spectacle. Long blooming courtesy of the different types of tulips and narcissi used and, crowning this magnificent mixture, the Fritillaria imperialis.	
11632	Mixture with tulips and Fritillaria <b>Verver 'Pleasure'</b> ©	We cannot make our mixtures more cheerful. Delightfully dazzling colours that work surprisingly well together. In our photo the effect of the wide variety of colours is even more pronounced due to the underplanting.	





11087



11350



11131



11632

Experience



### By order of

The Verver 'Illumination' © mixture is the classic example of where garden designer Jacqueline van der Kloet was sent to the 'drawing board' with a specific brief: create a mixture around the 'Suncatcher' tulip.

The strong yellow of the underside of the flower is enhanced by the bright yellow tulip that grows just a little lower. The white Narcissus and creamy yellow lily-flowered tulip form a bright underplanting that really makes the flamed orange-red flower tips stand out. They seem to illuminate everything, even with the slightest ray of sun.





11615	<p>Tulip, narcissi and Fritillaria mixture</p> <p><b>Verver 'Eric's Creation' ©</b></p>	<p>This mixture was created by a customer South-West of Paris (FR). Because of the strong white accents, it's almost luminous on a dark day.</p>	
11172	<p>Mixture with mid to late flowering time</p> <p><b>Verver 'Ville de Billy-Berclau' ©</b></p>	<p>An exceptional mixture that many of our clients have seen before. In terms of flower shape and colour, this mixture is very easy on the eye. You must plant it in a bed of mixed Myosotis. Highly recommended!</p>	
11293	<p>Tulip and narcissi mixture</p> <p><b>Verver 'Lali' ©</b></p>	<p>Very gently yet spectacular. A border planting of mixed pansies makes this mixture more smoothly. The tulip 'Belicia' is very well represented.</p>	
11744	<p>Mixture with mid to late flowering time</p> <p><b>Verver 'Purple Kiss' ©</b></p>	<p>The mixture continues to flower for a long time. It is combined with late flowering narcissi and a Camassia.</p>	
11639	<p>Mixture with mid to late flowering time</p> <p><b>Verver 'Ville de Rochefort-sur-Mer' ©</b></p>	<p>A mixture that contains some very beautiful flower bulbs. Among others Tulipa 'Belicia', Fritillaria raddeana and Anemone 'Sylphide': they each add plenty of character to this mixture.</p>	
11334	<p>Mixture with mid to late flowering time</p> <p><b>Verver 'Flamengo' ©</b></p>	<p>This mixture offers beautiful contrasts and refreshing colours. A blend of tulips, hyacinths, narcissi and Bellevalia. And like the cherry on top of the cake, the Camassia will provide a little hint of blue at the end of the season!</p>	
11692	<p>Mixture with mid to late flowering time</p> <p><b>Verver 'Black and White Towers' ©</b></p>	<p>A late flowering mixture in which the two Fritillaria persicas play the leading role. Along with the other bulbs in the mixture they create a fantastic spectacle until late spring.</p>	





11744



11639



11334



11692



# THE HAPPIES



11302




11173



11174

11302	Mixture for planters <b>Verver 'Happy Candy' ©</b>	Springtime in pink!	
11173	Mixture for planters <b>Verver 'Happy Days' ©</b>	A memento from the good old days...	
11174	Mixture for planters <b>Verver 'Happy Dreams' ©</b>	Sweet dreams!	
11176	Mixture for planters <b>Verver 'Happy Enano' ©</b>	Happy, but especially at the end of the season!	
11747	Mixture for planters <b>Verver 'Happy XL Hey Hey' ©</b>	For larger planters!	
11248	Mixture for planters <b>Verver 'Happy Sky' ©</b>	Pretty pink accents!	
11504	Mixture for planters <b>Verver 'Happy Sunny Love' ©</b>	Let the sun shine!	





11176



11248



11504



11747



Green network




### Connecting planters

Planters are the perfect solution in early spring to provide places to rest for early flying insects. The planters allow you to create stop-off places and connect the green network within the city. This ensures a series of flowers within flying distance for insects to feed from or pollinate. Pay special attention to our Bee Wise sticker.








Developments in the spring flowering range are undergoing major changes. Old, well-known cultivars are increasingly disappearing to make way for improved new cultivars that grow better and are more resistant to disease.

It's time to put your old order list through the shredder...  
Make a fresh new selection from the many new cultivars that have been added to the range.




# OUR VARIETIES





## Special Tulips

Small tulips. Good for naturalising among perennials. Note the height!



12001  
**acuminata**

Very long flowering period!



12007  
**bakeri 'Lilac Wonder'**

Note: very small!



12808  
**humilis 'Eastern Star'**

Magenta pink flowers with a canary yellow centre.



12002  
**batalinii 'Bright Gem'**

A magnificent and very subtle small tulip.



12713  
**heweri**

Most stems have 2 to 3 flowers.



12357  
**'Honky Tonk'**

Very delicate yellow and pretty shaped flower.



NEW



12389  
**humilis alba coerulea oculata**

A genuine mountain tulip that opens up completely in the sun.



12008  
**linifolia**

Narrow, wavy leaves and shiny scarlet flowers.



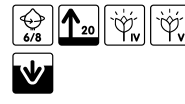
12010  
**'Little Beauty'**

Small bulbs, yet many flowers.



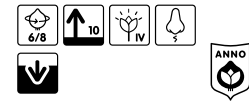
12756  
**orphanidea 'Flava'**

Multi-flowered. A hint of green and orange on the outer petals.



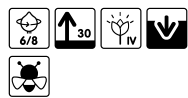
12011  
**polychroma**

This multi-flower tulip releases a pleasant scent.



12358  
**saxatilis**

Particularly abundant blooms and easy to combine.




12012  
**sylvestris**

Decorative wild tulip. Good in rocky soil.




12013  
**tarda**

A pretty tulip with small star-shaped flowers.



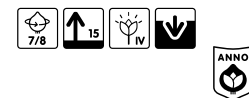
12014  
**turkestanica**

Multi-flowered. Grey leaves, up to 12 small white flowers.



12015  
**wilsoniana**

A small tulip with a long flowering period.





# TULIPS



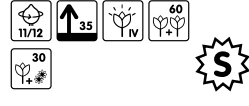
12559  
**'Wind Sensation'**

An elegant appearance. Winding leaves.




12307  
**'Yellow Spider'**

A striking flower. Combine with blue Myosotis.



## Clusiana Tulips

The Asian tulip has numerous decorative offspring. The wild variety is indigenous to parts of Europe.



12729  
**clusiana 'Annika'**

Each bulb produces 3 to 5 beautiful hard pink flowers.



12727  
**clusiana 'Cynthia'**

Charming tulip with a wonderful scent.



12811  
**clusiana 'Daniella'**

Bright pink flower with a red flame.



12815  
**clusiana 'Sara'**

Multi-flowered, yellow with a bright red flame. Wider wavy leaf.



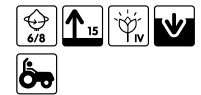
12813  
**clusiana 'Hilde'**

Multi-flowered white flowers with pink accents.



12301  
**clusiana 'Lady Jane'**

A small bulb, yet a great performer.



12814  
**clusiana 'Lucca'**

A flower that verges on green.



12816  
**clusiana 'Sylvia'**

A pure white Clusiana tulip. Very special!



## Kaufmanniana Tulips

Kaufmanniana hybrid tulips remain the earliest-flowering of all tulips.



12757  
**'Fashion'**

Reddish pink with purple stripes.



12561  
**'Floresta'**

Semi double. Flowers early in the season.



12761  
**'Graefin Bettina'**

Bright yellow-red coloured petals.



12758  
**'Hope'**

Cream-white petals with a red-pink glow.



12324  
**'Ice Stick'**

Subtle sorbet coloured petals.







12759  
**'Princess Household'**

Beautiful deep orange flower.



12760  
**'Serano'**

Multi-flowered, large white flowers with a pink blush.



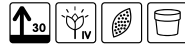
12021  
**'Showwinner'**

Early flowering. Classic tulip in this group.



12730  
**'St. George'**

Open flower with colours like the flag of St. George.



12022  
**'Stresa'**

Extremely popular due to its bright colour.




12023  
**'The First'**

The size of the flower is remarkable.



## Greigii Tulips

Greigii tulips have pretty marbled leaves, very decorative. The group of greigii tulips flowers as last among the botanical tulips.



12024  
**'Bernadette'**

An intense red garden tulip.



12817  
**'Bonini'**

A true Greigii. Bright colours.



12026  
**'Calypso'**

Orange flower edged with golden yellow.



12806  
**'Jockey Cap'**

Signal red on the inside, crimson with a cream border on the outside.



12027  
**'Cape Cod'**

Orange on the outside and edged with yellow.



12028  
**'Red Riding Hood'**

'Red Riding Hood' remains a favourite.



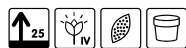
12033  
**'Grand Prestige'**

Remarkably marbled foliage!



12035  
**'Mary Ann'**

Orangey-red bordered with yellow.



12037  
**'Mme Corrie'**

Its originality resides in its foliage.



12362  
**'Portland'**

This pink greigii tulip has blue smudges.





# TULIPS



12579  
**'Tarafa'**

Special design in purple-rosa with a yellow edge.



12059  
**'Apricot Emperor'**

This early spring flowers has a nice pastel colour.



12818  
**'Candela Festival'**

Warm orange and yellow flowers.



12562  
**'Yellow Compostella'**

Pretty short, sturdy tulip.



12391  
**'Concerto'**

A classic variety among fosteriana tulips!



**Fosteriana Tulips**

Fosteriana varieties are perfect for obtaining large classic shaped tulips early in the season.



12581  
**'Diablo'**

Two-tone flower: crimson petals, creamy-white edge.



12582  
**'Flaming Purissima'**

A very unique colour.



12049  
**'Juan'**

Bright, luminous flowers, marbled leaves.



12583  
**'Madame Lefeber'**

A beautiful red colour.



12731  
**'Oracle'**

'Oracle' does not need the sun to shine.



12050  
**'Orange Emperor'**

One of the most beautiful fosteriana tulips.



12762  
**'Orange Princeps'**

Colour changes as the flowers mature.



12584  
**'Partitura'**

A beautiful pale yellow flower.



12807  
**'Pink Emperor'**

Classic pink 'Emperor' flower, with green flame.



12052  
**'Princeps'**

A very useful variety thanks to its height and earliness.



12053  
**'Purissima'**

Early, egg white tulip with a very small amount of cream.







Did you know

# Basis for much beauty

The Fosteriana tulip 'Purissima' from 1943 is the originator of many beautiful new hybrids, including the 'Purissima Blonde' introduced in this catalogue.

'Purissima' is used by planners for their early white flowers, as well as for combining in perennial borders. The tulip comes back for several years which also make it suitable for machine planting in grass.



12819  
**'Purissima Blonde'**

Snow white with soft yellow. Creamy yellow leaf edge.



**NEW**



12056  
**'Red Alert'**

Pretty white and green contrasts on its petals.



12353  
**'Riga's Barricades'**

The flower becomes genuinely lily-shaped in full sunshine!



12325  
**'Sweetheart'**

Known for flowering many years in return.



12569  
**'Sweet Sixteen'**

Beautiful colour shade and super sturdy.



12751  
**'White Valley'**

White with decorative green markings.




12585  
**'Yellow Purissima'**

The slender golden-yellow flowers are very effective.



## Surprise Tulips

Elegant tulips, distinguished by charming flowers and the unusual position of the leaves.



12518  
**'Early Surprise'**

Lovely pink flower edged in by a white fringe.



12538  
**'Pink Surprise'**

This Surprise cultivar has a good height and a sturdy stem.





# TULIPS




12519  
**'Silk Surprise'**

Delightful white colour dappled with light pink.



## Single Early Tulips

A division of tulips valued for its earliness and the shape of the flowers.



12810  
**'Aafke'**

A beautiful lilac pink flower, which blends into lighter pink.



NEW



12564  
**'Spring Surprise'**

Red with a cream edge.



12763  
**'Yellow Surprise'**

Yellow with pale red blush.



12586  
**'Apricona'**

With a blue glow in the pink part of the petal.



12344  
**'Cosmopolitan'**

Hardy tulip with a very cosmopolitan look about it.



12069  
**'Couleur Cardinal'**

Excellent posture, very long flowering period.




12071  
**'Flair'**

Especially bright colour, remarkably good shelf life.



12714  
**'Mango Charm'**

This is the only true mango-coloured tulip according to the grower.



12821  
**'Maskovri'**

Pink, sturdy tulip.



12539  
**'Neper'**

Changes colour in the sun from greyish pink to pinkish red.



NEW



12822  
**'Nikki'**

Dark pink with green flame.




12540  
**'Pretty Princess'**

Marked with dark flames, leaves edged.



NEW



12076  
**'Prinses Irene'**

Orange flowers with purple-brown markings.



12521  
**'Striped Bellona'**

Buttercup-yellow, flamed currant-red.



12820  
**'Sunny Flair'**

Warm yellow, sturdy tulip.



NEW






12367  
**'White Marvel'**

Dwarf, hardy and extremely early-flowering.



## Prince Tulips

Short tulips that flower early on and are excellent to combine.



12522  
**'Candy Prince'**

As the name has it, this is one tulip that is good enough to eat.



12766  
**'Flaming Prince'**

The image of the tulips that appears in 17th century paintings.



12823  
**'Light Pink Prince'**

An addition to the colour shades previously introduced.



**NEW**



12515  
**'Purple Prince'**

Wonderfully rich purple flowers, with grey-green foliage.



12506  
**'Sunny Prince'**

Combines harmoniously thanks to very subtle yellow hue.



12587  
**'White Prince'**

White with a soft yellow glow.



## Common Double Early Tulips

Short stems with double flowers, diameter up to 8 cm.



12368  
**'Abba'**

Full thick flowers, often more per bulb.



12824  
**'Alison Bradley'**

Multi-flowered, short stems.



**NEW**



12566  
**'André le Nôtre'**

From the outside orange-red but the surprise is in the middle!



**S**



12507  
**'Brasil'**

Exclusive to Verver Export - flower in orange-brown shades.



**S**



12767  
**'Championship'**

Red tulip with fine white edges on the petals.



12768  
**'Columbus'**

A very rich, full tulip.



12392  
**'Dance Line'**

Only available in limited quantities!



12715  
**'Dazzling Desire'**

Fuchsia red flames provide great contrast with the white.





# TULIPS



12536  
**'Disneyland Paris'**<sup>®</sup>

Double 'Orange Emperor'.



12825  
**'Gaston'**

Bulb base is yellow, orange flower with green flames.



12588  
**'Double Price'**

Mauve-pink petals with a touch of silver.



12345  
**'Dreamtouch'**

The contrast between the violet colour and the white edging is magnificent.



12083  
**'Freeman'**

Ochre yellow, particularly beautiful colour.



12509  
**'La Belle Epoque'**

A red-brown tulip with light blue-pink edges.



12565  
**'Mondeo Dream'**

Changes colour.



NEW



12769  
**'Mondial'**

Beautiful white, double flowered with a long flowering time.



12084  
**'Monsella'**

Very bright shades.



12085  
**'Monte Carlo'**

The variety is also often multi-flowering.



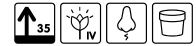
12523  
**'Monte Orange'**

Small melon-coloured petals, seductive fragrance.



12091  
**'Orange Princess'**

Flamed orange hue of a warm yellow orange red with a hint of lilac.



12093  
**'Queen of Marvel'**

It is the 'Christmas Marvel' as a double.




12092  
**'Red Princess'**

Blood red, mutation of 'Orange Princess'.



## Common Double Early Tulips, Murillo Type

All murillo tulips flower at the same height and at the same time.



12770  
**'Chandelier'**

When the flower is fully open it looks like the Japanese flag.



12567  
**'Cardinal Mindszenty'**

Beautiful tulip in pure white.







12095  
**'Electra'**

A classic pink-red variety.



12101  
**'Peach Blossom'**

Perhaps the most well-known, a pretty pink colour.



12568  
**'Pompadour'**

'Pompadour' blushes in slow motion




12103  
**'Willemsoord'**

The only bi-coloured pink bordered with white murillo.



## Triumph Tulips: Short Varieties

We have separated our short triumph tulips, which should make it easier to make your selection.



12105  
**'Calgary'**

The best of all of the short tulips.



12826  
**'Calgary Flames'**

White with a distinctive yellow blush.



NEW



12771  
**'Calgary Sensation'**

Large ivory white flowers with reddish pink flames.



12393  
**'Cape Town'**

It's like a lipstick that accentuates the face!



12525  
**'Ice Lolly'**

Very large flowers on a short stalk.



12780  
**'Janis Joplin'**

Just as special as the singer herself!



12753  
**'Kikomachi'**

Bright yellow.



12106  
**'Lydia'**

Sturdy tulip, widely used in floriculture.



12591  
**'Outbreak'**

A beautiful, remarkable flamed tulip.



12109  
**'Passionale'**

Lilac-purple with slightly darker purple flame.




12772  
**'Passio Sweet'**

A colour scheme that certainly brings with it a lot of sweet passion.



## Triumph Tulips

Characteristic of this group are sturdy stems and an exceptionally beautiful flower shape.



12773  
**'Affaire'**

Creamy white tulip with magenta red jagged stripes.



12774  
**'Algarve'**

A tulip in many shades of pink.



12775  
**'Amber Glow'**

Lights up magically by the sun.





# TULIPS



12394  
**'Apricot Foxx'**

A hardy tulip that has a very warm personality.




12764  
**'Astronaut  
Andre Kuipers'**

A strong orange tulip with a magenta glow.



12121  
**'Attila'**

A very strong variety with beautiful colourings.



12311  
**'Augusta Taurinorum'**

A beautiful luxury tulip, which was named in Italy.



12716  
**'Balance of Colors'**

Variable colours are characteristic of this tulip.



12717  
**'Barcelona'**

A very deep pink tulip with a strong stem.



12776  
**'Bellville'**

Fruity colour combination of apricot yellow with a peach-pink glow.



12374  
**'Black Beauty'**

This traditional tulip continues to surprise thanks to its black colour.



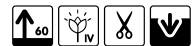
12765  
**'Bolroyal Honey'**

Beautiful honey-yellow tulip.



12526  
**'Boston'**

With a little imagination you will see heavily made up lips in violet red...



12828  
**'De Lielving'**

Beautiful tall, white, decorative tulip.



12375  
**'Carnaval de Rio'**

The flowers are white, red-veined at the bottom.




12734  
**'Circuit'**

Red-pink tulip, combines well.



12877  
**'Darwisnow'**

Strong and long flowering. A real asset to the range.



12777  
**'Devenish'**

Deep red petals with a yellow edge.



12129  
**'Don Quichotte'**

A magnificent pink coloured twinkling tulip.



12812  
**'Dow Jones'**

Elegant, vibrant red petals, tipped with a golden yellow edge.



NEW

NEW





12551  
**'Escape'**

A bright light red tulip with beautiful dark leaves.



12778  
**'Everglow'**

A deep pink tulip that still shines when the weather is gloomy.



12349  
**'Fontainebleau'**

A beautiful brown-violet flower edged in white.



12132  
**'Garden Party'**

White tulip with a crimson (pink) border.



12134  
**'Gavota'**

A very original colour.



12503  
**'Graceland'**

Multi-flowered, flower colour changes from white to purple.



12350  
**'Grande Perfection'**

Red-purple stripes, spots are intensely dark.



12139  
**'Havran'**

Special colouring, tulip comes from Prague.



12136  
**'Hemisphere'**

Large tulip, lots of colours.



12137  
**'Holland Queen'**

Sturdy tulip, colourful.



Did you know

## Search for the black tulip

Just like clothing and interior design, flowers also follow fashion. In the 19th century, people liked dark colours for their interiors, clothes and gardens. And so growers tried to cultivate flowers with black markings or with flowers that were as black as possible. Bulb breeders also tried to grow the darkest bulbs as possible. Inspired by his contemporaries' fondness for black flowers, French writer Alexandre Dumas wrote his novel *La Tulipe Noire* in 1850. He turned it into a historical novel and set the story of the search for a black tulip in the Netherlands in the 17th century. The story of *La Tulipe Noire* was widely believed to be true. But black tulips definitely didn't exist in the 17th century, and they still don't exist to this day.





# TULIPS



12313  
**'Jaap Groot'**

Striped leaves, large flower.



12593  
**'Jimmy'**

Pinkish-red flowers with a small orange border.



12752  
**'Kansas Proud'**

Exceptional colour shading.



12845  
**'Merci Cherie'**

Sweet colour combination of soft yellow and pink.



12827  
**'Karate'**

The colour changes as the flower matures.



12328  
**'Leen van der Mark'**

Light pinky-red flowers with broad pure white edges.



12781  
**'Librije'**

Light lilla flower with white edge.



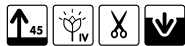
NEW

NEW



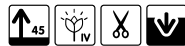
12330  
**'Mistress'**

No bright pink but subtly coloured.



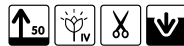
12537  
**'Mistress Mystic'**

This pink spotted tulip has a grey collar.



12541  
**'Negrita'**

Dark purple. Truly eye-catching.



12145  
**'New Design'**

Colour intensifies with maturity, grey-green leaves with white edge.



12782  
**'Okura'**

A deep orange tulip with a slightly feathered yellow rim.



12397  
**'Orange Cassini'**

A beautiful orange colour.



12146  
**'Oscar'**

Scarlet flower.



12149  
**'Prairie Fire'**

Bright orange.



12379  
**'Rem's Favourite'**

A rigid and almost black stem.



12531  
**'Request'**

The red colour of this flame is very similar to brown.







12735  
**'Roman Empire'**

A red tulip with a cream-white wide flamed edge.



12553  
**'Slawa'**

Deep red-purple flowers, dark pink edge.




12554  
**'Spitsbergen'**

Dark red with a white edge.



12736  
**'Stunning Apricot'**

Elegant tulip, coral/apricot with pale edge.



12572  
**'Spryng Break'**

Colours always vary in yellow and pink-red flames.



12155  
**'Strong Gold'**

The strongest yellow tulip around!



12829  
**'Strong Love'**

Strong red tulip.



12157  
**'Sugar Love'**

Colour changes from pink to apricot.



12542  
**'Suncatcher'**

A unique colour palette.



12718  
**'Supri Erotic'**

A white flower with pink lips.



12595  
**'Synaeda Blue'**

Violet flower with white edge.



12830  
**'Tequila Sun'**

Greenish yellow with red petal markings.



12738  
**'Twilight Princess'**

Bright white flower with green flame.



12380  
**'Van Eijck'**

The perfect red tulip.



12783  
**'Verandi'**

Shiny red, small yellow edge.



12159  
**'Washington'**

Yellow with red flames.



12596  
**'World Friendship'**

Soft yellow with a touch of green.





# TULIPS



Did you know

## Resistant tulips



This group of resistant tulips from the Sylvestris breeding nursery are new to our catalogue. This breeding group focuses on cultivars that are suitable for large-scale production, as well as disease resistant.

They focus on selecting tolerant varieties to prevent Fusarium oxysporum. The most resistant varieties from the existing range and wild varieties are selected to be used as hybridising parents.

Resistance to tulip breaking virus is only present in wild varieties. However, crossing with wild varieties is a long and complicated process. It's difficult because seeds are hard to produce with a wild species. And it's a long process because backcrossing is necessary as not all the features of the wild species can be used. Another complicating factor is the sterility

of the hybrids created. Despite this, they have succeeded in making many hybrids in recent years.

### Dynasty Tulips

Robust series of tulips. A versatile tulip for borders, pots or as a cut tulip.



12527  
**'Dynasty'**

By now, this tulip has gone on to become the ancestor of a great many other 'Dynasty' cultivar, all of which are highly robust. White-flamed pinkish red.



12570  
**'Salmon Dynasty'**

Golden yellow tulip that turns a slightly softer yellow at the base of the flower. The petals have a salmon-orange glow.



12785  
**'Sunrise Dynasty'**

Just like 'Salmon Dynasty', this tulip has a soft yellow base, but the flower also radiates an orange-pink glow.



12555  
**'Tom Pouce Dynasty'**

Sweet colours: yellow with candy cane pink.



**NEW**

### Resistent tulips

A special group of disease-resistant tulips.



12831  
**'Mosni'**

Purple violet with pinkish edge.



**NEW**



12832  
**'Novi Sun'**

Bud quickly turns yellow.



**NEW**



12833  
**'Spot On'**


Strong large red tulip.



**NEW**

### Darwin Hybrid Tulips

Darwin Hybrid Tulips are tall and imposing flowers with their cup-shaped flowers that have a diameter of up to 7 cm.







12164  
**'Ad Rem'**

Very good posture. Impressive vegetation.



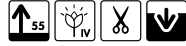
12334  
**'Akebono'**

Yellow flowers, peachy glow, fine red edge.



12165  
**'American Dream'**

Very radiant colours. A beautiful tulip.



12516  
**'Banja Luka'**

Yellow with red flame.



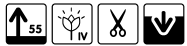
12168  
**'Beauty of Apeldoorn'**

A beautiful classic variety.



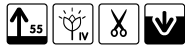
12352  
**'Beauty of Spring'**

Yellow with orange edge. Darker during flowering.



12169  
**'Big Chief'**

Huge flowers.



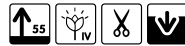
12170  
**'Blushing Apeldoorn'**

A very warm colour.



12786  
**'Blushing Impression'**

Changes from yellow to shades of ochre, mustard and vanilla.



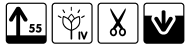
12171  
**'Burning Heart'**

Creamy yellow flowers, red swirling pattern.



12172  
**'Daydream'**

Opens yellow, then changes colour to warm orange.



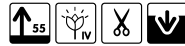
12533  
**'Light and Dreamy'**

Pink with light, purple flames.



12597  
**'Golden Oxford'**

Warm yellow, sultry red edge along the petals.



12177  
**'Ivory Floradale'**

Beautiful, ivory cream coloured flower, speckled red.



12719  
**'Lalibela'**

Orange-red large flowers.



12178  
**'Lighting Sun'**

Orange with pink glow, yellow at the base.



12179  
**'Marit'**

Soft pink tulips with a yellow tinge.



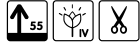


# TULIPS



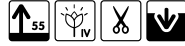
12180  
**'Ollioules'**

Beautiful light pink tulip.



12599  
**'Oxford'**

Bowl-shaped large red tulip.



12600  
**'Oxford's Elite'**

No other flower has so many bright colours in one flower.



12834  
**'Salmon Lalibela'**

Orange red with yellow-orange edge.



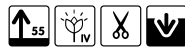
12788  
**'Paintbrush'**

Creamy hue from soft to medium yellow, red flames.



12181  
**'Pink Impression'**

Light pink, dark veined, apricot coloured glow.



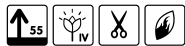
12395  
**'Purple Pride'**

Vibrant, lilac-purple flowers.



12182  
**'Silverstream'**

Ranges from creamy yellow to deep yellow with red feathering.



12502  
**'World's Favourite'**

Fire red petals, fine golden yellow edge.




12835  
**'Yellow Pride'**

Classic tulip shape, powerful yellow colour.



## Lily Flowering Tulips

Elegant tulips with pointed petals.



12184  
**'Ballade'**

Violet purple with a white edge.



12185  
**'Ballerina'**

Orange, small golden yellow edge.



12804  
**'Bikkel'**

Fine, narrow petals.



12187  
**'Elegant Lady'**

Entirely in pastel shades.



12534  
**'Firework'**

Gold yellow with red flames.



12789  
**'Florijn Chic'**

Bright lemon-yellow flowers with a hint of white.







12836  
**'Istanbul'**

Deep red.



NEW



12188  
**'Fly Away'**

Fiery colour: red with yellow edge.



12382  
**'Green Star'**

A pretty composition of colours in greens and whites.



12500  
**'Holland Chic'**

White with pink markings.



12720  
**'Jennie Butchart'**

Bright deep red.



12556  
**'Johan Cruyff'**

The colour palette ranges from pale yellow to pink and white.



12513  
**'Lasting Love'**

Rare, ruby red colour.




12193  
**'Mariëtte'**

Satin pink flowers.



12194  
**'Marilyn'**

Distinctive Rembrandt flame.



12383  
**'Merlot'**

A magnificent dark purple-red tulip.



12199  
**'Pieter de Leur'**

Wine red flowers on sturdy stems.



12335  
**'Purple Dream'**

Purple with white heart, thin stems.



12573  
**'Sanne'**

Starts apricot, matures pinker.



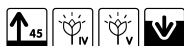
12384  
**'Très Chic'**

Beautiful white cup-shaped flower.



12721  
**'Vendeeglobe'**

From yellow to orange-red and everything in between.



12200  
**'West Point'**

Elegant yellow flowers, long, pointed, twisted petals.



12202  
**'White Triumphator'**

Stately pure white tulip.





# TULIPS



12203  
**'Yonina'**

Pink, fading to white around the edges of the petals.



## Crown Tulips

Grouped by Verver Export because the flower shape strongly resembles a crown.



12742  
**'Crown of Dynasty'**

Colour of 'Dynasty', in crown shape.



12701  
**'Elegant Crown'**

A red crown shaped flower with a white edge.



12215  
**'Picture'**

Light pink.



12791  
**'Red Dress'**

A dark red elegant flower.



12837  
**'Striped Crown'**

Pink, white and yellow, changes colour.



NEW



12702  
**'White Liberstar'**

Pretty bright white flower.



12390  
**'Yellow Crown'**

A crown-shaped tulip in soft yellow.



## Single Late Tulips

A group of round flowers on long stems, late flowering.



12839  
**'Angels Wish'**

Soft white with a yellow hue.



12206  
**'Big Smile'**

A very beautiful tulip with an enormous flower.



NEW



12205  
**'Blushing Beauty'**

A beautiful blush on the flowers.



12792  
**'Didi'**

A 'virus' drawing in purple on a white flower.



12793  
**'Dordogne'**

Orange with beautiful pink blush.



12208  
**'Dreamland'**

Half white, half pink.



12317  
**'El Niño'**

No two flowers are alike.







12209  
**'Françoise'**

White with a creamy yellow hue.



12210  
**'Gander's Rhapsody'**

Teases with colour.



12211  
**'Helmar'**

Wine red flames on yellow.



12212  
**'Kingsblood'**

Distinctive large dark red flowers.



12213  
**'Long Lady'**

Large orange with golden yellow flowers.



12214  
**'Menton'**

Pink flowers, with light orange stripes along the edges.



12217  
**'Queen of Night'**

Velvety, dark, almost black tulip.



12838  
**'Yellow Angel'**

Strong, yellow tulip.



12220  
**'Sorbet'**

Rembrandt marked, white-pink.



12221  
**'Temple of Beauty'**

Very decorative and slender pale pink flowers.




12386  
**'Violet Beauty'**

Special colour: purple-blue.



## Pop Up Tulips

The flowers bloom by coming out of the large green buds in an astonishing and explosive fashion.



NEW



12722  
**'Blue Wow'**

Comes close to blue!



12006  
**'Ice Cream'**

Just like an ice cream!



12794  
**'Ice Cream Banana'**

Richly filled ice cream: red-green cornet with scoop of banana ice cream.



12840  
**'Ice Cream Strawberry'**

Strawberry ice cream.



NEW



12544  
**'Pop Up Purple'**

Extremely forceful flowers that seem to burst forth in April.





# TULIPS



12574  
**'Pop Up Red'**

Really eye-catching.




12545  
**'Pop Up Yellow'**

Yellow breaks through from green bud.



## Fringed Tulips

Single-flowered tulips with a fine serrated edge of the petals.



12744  
**'Barbados'**

An extremely fringed tulip.



12224  
**'Burgundy Lace'**

Sturdy fringed deep red tulip.



12225  
**'Calibra'**

Bright red flower, pinkish red serrations.



12337  
**'Canasta'**

Beautifully brightly coloured.




12795  
**'Colour Fusion'**

The stripes in a variety of rich shades.



12228  
**'Davenport'**

Red with yellow serrated edge.



12229  
**'Fancy Frills'**

Ivory white base, wide pink border.



12846  
**'Hawaii'**

Colour combination of pink with white-cream.




12706  
**'Flamenco'**

A big rough serrated flower.




12723  
**'Fringed Black'**

Deep, velvety black.



12231  
**'Fringed Rhapsody'**

Flowers with intense colour display.



12809  
**'Labrador'**

Dark maroon with purple gloss.



12805  
**'Louvre'**

Lilac pink with a silvery edge.



12841  
**'Noordeinde'**

Snow white with fringed petals.



NEW

NEW


NEW

NEW



## Double Multi-flowering Tulips

Blast from the past!  
An infinite number of flowers and petals.



12315  
**'Aquila'**

Arriving in yellow, it changes to a two-tone yellow/pink towards the end of its flowering period.



12336  
**'Belicia'**

Many light yellow, almost white, long petals with a very unique dark pink border.




12316  
**'Cartouche'**

On this double multi-flower tulip, the pink/red makes a pretty contrast to the pure white.



## Double Late Tulips

Peony tulips: bowl-shaped, fully double flowers.



12233  
**'Angélique'**

Very pretty and delicate colour.



12355  
**'Black Hero'**

A dark and velvety flower.



12235  
**'Carnaval de Nice'**

Abundantly filled flower with a beautiful flame.



12724  
**'Charming Beauty'**

Orange, with hints of apricot and pink.



12501  
**'Cilesta'**

Cheerful shades of red and yellow.



12707  
**'Creme Upstar'**

A superb variant.



12843  
**'Gabriella Double'**

Pretty pale pink peony tulip.



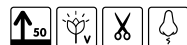
12708  
**'Double Beauty of Apeldoorn'**

A double and very original flower.



12338  
**'Double Gudoshnik'**

Fragrant peony tulip, with playful colours.



12842  
**'Frejus'**

Yellow flower accented with green and red flames.



12319  
**'Givenchy'**

Fragrant in full bloom.



12709  
**'Granny Award'**

Looks like a rose!





# TULIPS



12844  
**'Jan Valkering'**

A beautiful salmon orange tulip.



NEW



12745  
**'Margarita'**

Violet with a pink glow, paler at the edges.



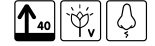
12244  
**'Mount Tacoma'**

Ivory coloured robust tulip.



12245  
**'Uncle Tom'**

Beautiful deep red colour.



12246  
**'Upstar'**

White-pink, changing colour to fuchsia pink.




12248  
**'Yellow Mountain'**

Bowl-shaped creamy yellow flowers, with lemon accents.



## Double Fringed Tulips

Special attention for filled fringed tulips.



12746  
**'Brest'**

Pinkish red with bright white edge.



12238  
**'Cool Crystal'**

Pink with white icicles.



12240  
**'Gold Dust'**

Red with yellow frills.



12796  
**'Great Barrier Reef'**

Lilac. Eye-catching.



12387  
**'Mascotte'**

Pink-red short tulip.



12514  
**'Queensland'**

Sturdy tulip in different shades of pink.



12339  
**'Sensual Touch'**

Colour warms up, from yellow to orange red.



12725  
**'Snow Crystal'**

Just like a snowball!



## Parrot Tulips

Parrot tulips have a very distinct flower with twisted and fringed petals. A miracle of nature.



12249  
**'Apricot Parrot'**

Orange, salmon and pink shades combined with green.







12251  
**'Black Parrot'**

Flamboyant. Almost black with velvety deep purple gloss.



12726  
**'Caribbean Parrot'**

An exotic appearance.



12254  
**'Estella Rijnveld'**

Old cultivar. White flower with a red flame.




12252  
**'Blue Parrot'**

Beautiful, violet parrot tulips.



12747  
**'Cabana'**

Whimsical shape in pink.



12779  
**'Flaming Art'**

A cream coloured tulip with magenta pink flames.



12256  
**'Flaming Parrot'**

The way in which this plant carries itself is remarkable.



12257  
**'Green Wave'**

Very large whimsical flower, green-pink.



12710  
**'Negrita Parrot'**

Intense purple with a hint of blue.



12259  
**'Orange Favourite'**

Uniform orange scarlet.



12320  
**'Silver Parrot'**

Beautiful pink, white-edged leaves.



12260  
**'Super Parrot'**

White with soft green petals.



12261  
**'Texas Gold'**

Elegant, deep yellow flower.



## Multi-flowering Tulips

Note the different flowering times. The bulb size of 12/14 is very important for spectacular results, especially with these tulips.



12263  
**'Antoinetta'**

We call it the chameleon tulip.



12264  
**'Candy Club'**

Opens almost white, then beautiful pink-red markings.



12535  
**'Dream Club'**

Ravishing pink flower with a dab of white.



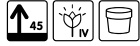


# TULIPS



12748  
**'Fiery Club'**

Deep red tulip with an exceptional appearance.



12340  
**'Flaming Club'**

Very rich flowering, white with red flame.



12268  
**'Happy Family'**

Acid pink tulip, 3-5 flowers per stem.



12388  
**'Night Club'**

Violet-pink.



12271  
**'Orange Toronto'**

Pointed petals, coral red with orange.



12274  
**'Québec'**

Pink with a cream edge.



12798  
**praestans 'Paradox'**

Extravagant, multi-coloured leaf.



12341  
**praestans 'Shogun'**

Short, bright orange.



12799  
**'Purple Elegance'**

Purple-lilac flamed with white edge.



12800  
**'Royal Georgette'**

Yellow with a red accent.



12265  
**'Sunshine Club'**

Golden yellow, with hint of pink at the end of flowering.



12277  
**'Toronto'**

Dusty pink with yellow centre.



12801  
**'Winnipeg'**

Bright yellow with red flame.



12750  
**'Wonder Club'**

Yellow-red bouquet on a single stem.



**Viridiflora Tulips**

Viridiflora Tulips produce beautiful flowers standing on strong stems. All with a touch of green!



12280  
**'Artist'**

Salmon pink with green. Old cultivar.



12281  
**'China Town'**

Short, pale pink tulip, moss green feathered.







12284  
**'Esperanto'**

Pink changing to brownish red, sturdy.



12283  
**'Flaming Spring Green'**

Beautiful ivory white, with green and red flames.



12321  
**'Formosa'**

Sunny yellow, soft green flames.



12285  
**'Golden Artist'**

Golden yellow with orange hue and green markings.



12803  
**'Green Mile'**

Bright yellow with deep green feathering.



12286  
**'Groenland'**

Pink with green, strong tulip.



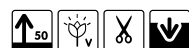
12712  
**'Purple Doll'**

Lily-flowered shape, purple.



12288  
**'Spring Green'**

Blast from the past! An infinite number of flowers and petals.



12289  
**'Yellow Spring Green'**

Soft yellow with a hint of green.







## Sustainable flower bulb cultivation The situation in 2023.

Considerate work practises based on the latest technical knowledge and with respect for the environment. This is the guiding premise for the industry when it comes to flower bulb cultivation and the environment. Sustainability has been a key focus for the flower bulb sector for more than 25 years. A lot of time is spent on the topics such as plant health, minerals, water, energy and waste. The **environmental impact of the sector has been reduced by 80%** in recent years, but that is no reason to sit back. Together, the growers are committed to a sustainable flower bulb sector in the future under the **"Healthy Bulbs, Flourishing Sector" action plan**.

The demand for organic flower bulbs is growing, but the range and number of organic bulbs in production is still limited. Demand outstrips supply, which is the reason for this brief overview of the current situation regarding sustainability in the flower bulb sector.

### Developments & initiatives

A quick glimpse into the ongoing developments and initiatives from the 1,500 companies with a total of around 27,000 hectares of flower bulb cultivation in the Netherlands.

#### Top Grower

Growers can gain insight into the level of sustainability of their own business using Top Teler, a sustainability scan that the growers' association developed together with Stichting Natuur & Milieu (the Nature & Environment foundation). By completing a questionnaire, growers get an insight into the sustainability of their own business. Growers are scored based on eight themes, from crop protection to job satisfaction and from water use to energy. The outcome of the scan provides growers with a tool for improving sustainability. Businesses that score well can also receive a visit from Stichting Natuur & Milieu or even be awarded with the title Top Teler.





### **Minerals**

The use of minerals and fertilizers is necessary to ensure that the soil has sufficient nutrients. The government sets a cap on the most important minerals. Growers keep a record of the minerals and fertilizers used through fertilizer accounts.

### **Water**

The sector is developing systems to achieve cleaner water that (virtually) eliminates the leaking of crop protection substances and fertilizers from the farm and the field into the surface water. Soil quality plays an important role in this. Healthy soil is important not only for growing healthy plants, but also for minimising the runoff of pesticides products and fertilizers.

### **Energy**

Drying and storing flower bulbs requires a lot of energy. The Dutch Growers Association (KAVB) has been committed to reducing energy consumption in the flower bulb sector since the 1990s. Businesses have been very successful doing this by implementing new techniques and using heat from greenhouses or roofs. A number of businesses are using deep soil layers for heat storage.

### **Waste**

Many businesses already compost their organic waste, and organic waste from flower bulbs has also recently been allowed to be used to generate energy.

### **Clean field, clean ditch**

The flower bulb growers in the Netherlands aim to reduce the emission of crop protection substances by at least 80%, thereby improving the quality of the ground and surface water. Flower bulbs are transported across the grower's land with the clay soil attached. The flower bulbs are then rinsed in the yard to remove the soil residue.

### **Crop protection**

The sector is working on sustainable alternative methods and products such as resilient cultivation, low-risk substances, other soil management, mechanical pest control, etc. Many parties are collaborating in the Vision Vitale Teelt 2030 (Vital Cultivation Vision) towards research and development for a more resilient cultivation system.



# HYACINTHS

## Ordinary Hyacinths

To bring fragrance to your spring beds!



13058  
**'Aqua'**

Medium blue.



13059  
**'Bestseller'**

Salmon pink.



13005  
**'City of Haarlem'**

Big flower, yellow.



13006  
**'Delfts Blue'**

Light blue.



13040  
**'Fondant'**

Sturdy, bright pink.



13007  
**'Gipsy Queen'**

Salmon.



13008  
**'Jan Bos'**

Unique colour, cerise red.



13048  
**'Miss Saigon'**

Robust, violet-coloured.



13055  
**'Pallas'**

Star-shaped tips, pure white.



13042  
**'Peter Stuyvesant'**

Beautiful dark blue.



13012  
**'Woodstock'**

A striking, deep purple-red hue.



13010  
**'Pink Pearl'**

Strong hyacinth, pink.



13064  
**'Purple Dream'**

Pinkish violet, lighter edge.



NEW




13046  
**'Splendid Cornelia'**

Large stem, beautiful violet-purple flowers.



## Ordinary Elite Series Hyacinths

Ever-present in our range. This series has been really successful.



13065  
**'Amore'**

Red!



NEW







13013  
**'Apricot Passion'**

A pretty hyacinth in a delicate colour.



13066  
**'Don Leon'**

Pure white.



13067  
**'Dark Dimension'**

Deep dark blue.



13015  
**'Blue Jacket'**

Beautiful blue hyacinth.



13060  
**'China Pink'**

Beautiful baby pink.



13061  
**'Silvester'**

Pink with a red glow.



13023  
**'Top Hit'**

An original colour.



13054  
**'Yellow Queen'**

Stately flower, yellow.



## Double-flowering Hyacinths

Hyacinths with fully double flowers, which gives them even more of a presence in your plantation.



13053  
**'Blue Tango'**

Beautiful light blue double flowers.



13037  
**'Crystal Palace'**

Extremely dark blue.



13056  
**'White Fleur'**

As white as snow!



## Multiflora Hyacinths

A series of hyacinths that you can leave to naturalise. They will re-flower for 5 years. One bulb produces more or less 5 stems.



13024  
**White**



13025  
**Blue**



13026  
**Pink**



13027  
**Mixed**





# HYACINTHS

## Prepared Hyacinths

Available from 1st January. Easy to cultivate, the instructions will be attached to the delivery.



13062  
**'Blue Star'**

Blue with a dark vein.



13030  
**'Jan Bos'**

Cerise red.



13050  
**'Miss Saigon'**

Violet.



13031  
**'Pink Pearl'**

Pink.



13032  
**'White Pearl'**

White.



Did you know

## Towards vital cultivation



Dutch hyacinth cultivation is part of the leading flower bulb sector in the Netherlands. The demand from the market for healthy, residue-free bulbs and flowers is increasing, and society is also calling for sustainable, clean cultivation. This was the reason for creating a unique partnership of parties in the bulb-growing industry: Vitale Teelt Hyacint (Vital Hyacinth

Cultivation). The partners in this collaboration want to develop a new sustainable cultivation system for growing disease-free hyacinth bulbs. The risk of diseases for hyacinths is greater than for other bulbs because of the long crop cycles in hyacinth cultivation (3 to 4 years) from planting material to delivery.

Goal: to shorten the cultivation cycle by producing clean base material/ planting material in a protective environment, after which the flowering bulb can be grown outside. The aim is to achieve an 80% reduction in the use of pesticides by 2023.





You will find many flower bulbs that are suitable for bees and butterflies in our individual varieties range. You can recognise them by our special icon.



# CROCUSES

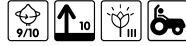
## Grandiflora Crocuses

Widely known for its beautiful cup-shaped flowers and large variety of colours.



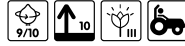
14007  
**'Flower Record'**

Dark blue.



14005  
**'Grand Maître'**

Light blue.



14001  
**'Yellow'**

Yellow.



14002  
**'Jeanne d'Arc'**

White.



14033  
**'King of the Striped'**

Streaked with blue and white.



14006  
**'Remembrance'**

Medium blue.



14004  
**'Vanguard'**

Very light blue.



14038  
**chrysanthus 'Ard Schenk'**

White.



14035  
**'Yalta'**

Silver - purple.



## Botanical Crocuses

Go on, enjoy yourself!  
Don't hold back. Plant them 'en masse'!



14024  
**angustifolius**

Yellow with brown flames.



NEW



14012  
**chrysanthus 'Blue Pearl'**

Light blue.



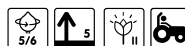
14013  
**chrysanthus 'Cream Beauty'**

Cream.



14030  
**chrysanthus 'Fuscotinctus'**

Yellow with a copper exterior.



14028  
**chrysanthus 'Gipsy Girl'**

Yellow with purple stripes.



14014  
**chrysanthus 'Goldilocks'**

Golden yellow.







14032  
**chrysanthus**  
**'Orange Monarch'**

Orange-black. Unique.



14021  
**sieberi 'Firefly'**

Very light blue.



14016  
**chrysanthus**  
**'Prince Claus'**

Blue and white.



14036  
**chrysanthus 'Romance'**

Profusely flowering, buttery yellow.



14037  
**korolkowii**

Golden yellow with dark stripe.



14027  
**sieberi 'Spring Beauty'**

Dark purple with yellow centre.



14020  
**sieberi 'Tricolor'**

Blue with a yellow crown.



14022  
**tommasinianus 'Barr's Purple'**

Lavender blue, good naturaliser.



14031  
**tommasinianus roseus**

Pink early crocus.



14023  
**tommasinianus**  
**'Ruby Giant'**

Violet, very rustic.






# NARCISSI

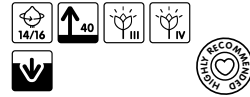
## Cyclamineus Narcissus

Very graceful small narcissi which are, above all, early-flowering. Ideal for naturalising.



15549  
**'Eaton Song'**

Yellow with soft orange trumpet.



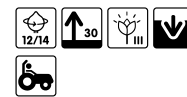
15003  
**'February Gold'**

Blooms early, vigorous cultivar.



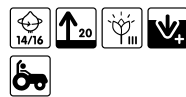
15738  
**'Pre Party'**

White with short, round pale yellow crown.



15005  
**'Jeffire'**

Commonly used in grass.




15739  
**'Lady Madonna'**

White with creamy white trumpet.  
A gem!




15718  
**'Orange Comet'**

Ivory white with crown changing colour from gold to orange.




15537  
**'Winter Waltz'**

Thin long trumpet.



15093  
**'Prototype'**

A very special combination of pink and yellow colours.



15009  
**'Tête-à-Tête'**

Cheerful yellow.



15080  
**'Toto'**

Early and white!



## Double Narcissus

I call them the giants of the narcissi because of their enormous flowers. Beautiful plants.



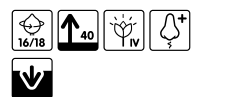
15740  
**'Ascot'**

Yellow interspersed with orange.



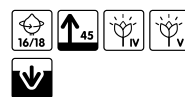
15013  
**'Cheerfulness'**

Delightfully fragrant.




15550  
**'Delnashaugh'**

Beautiful apricot pink full cup.



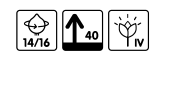
15551  
**'Dick Wilden'**

Very full flower, strong stem.



15721  
**'Double Dee'**

White with apricot-orange centre.







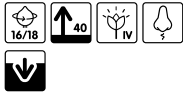
15552  
**'Double White Actaea'**

Highly fragranced.



15012  
**'Flowerdriff'**

Old cultivar, very strong.



15082  
**'Golden Rain'**

Flowerly and strongly scented.



15720  
**'Hart van Alkmaar'**

Yellow with little orange centre.



15709  
**'Heamoor'**

Golden yellow double flower.




15016  
**'Innovator'**

Orange Narcissus!



15094  
**'Lingerie'**

As exciting as its name?



15017  
**'Obdam'**

A great bloomer! A very large flower!



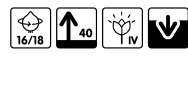
15560  
**'Orange Juice'**

Orange at the beginning of the flowering.



15023  
**'Petit Four'**

The variety remains one of the most original.



Did you know

## Emergence of double daffodils



Classic narcissi are easy to recognise. They have a prominent trumpet surrounded by six petals. In double narcissi, there is hardly any difference between the perianth (petals) and the corona (trumpet). Both flower parts look like petals, though they may be different colours, textures or lengths.

Narcissi with extra petals are relatively unusual, but they are not new. The 'White Lion' variety was introduced in the 1940s, and 'Tahiti' has been popular since 1956. In some cases, double narcissi are the intentional result of breeding. Others started out as 'sport' meaning they are naturally occurring genetic variations.

Classic narcissi look great when planted in large numbers. Double narcissi are usually planted in smaller groups. This allows you to see and appreciate the beauty of each flower close up.



# NARCISSI




15527  
**'Rip van Winkle'**

Yellow-green, short stem.



15020  
**'Tahiti'**

Golden yellow mixed with orange petals.



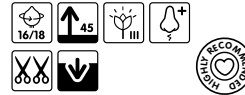
15744  
**'Tender Beauty'**

Large flower, pale colours.



15019  
**'Sherbourne'**

A very large, highly scented flower on a rigid stem.



15508  
**'Snowball'**

Pure white changing colour to ivory.



15701  
**'Tête Bouclé'**

A double variant of the world-famous 'Tête-à-Tête'.



15553  
**'The Bride'**

White with some light yellow, multi-flowered.



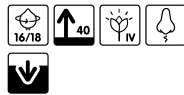
15024  
**'Wave'**

Pale yellow and white, trumpet is filled.



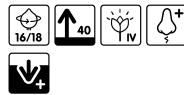
15022  
**'White Lion'**

Ivory white with alternating yellow in centre.



15021  
**'Yellow Cheerfulness'**

Lots of stems, flowers later.



**Trumpet/  
Large Cup  
Narcissus**

The large-cupped daffodils are characterised by the crown which is as large or larger than the length of the petals that are behind.



15548  
**'Accent'**

A white Narcissus with a beautiful, almost pink trumpet.



15554  
**'Altun Ha'**

Greeny-yellow with lighter crown.



15025  
**'Avalon'**

Light yellow with white crown.



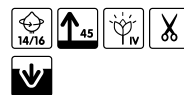
15509  
**'Bantam'**

Pale yellow, open crown with orange edge.



15520  
**'Bright Sun'**

The cup of this Narcissus shines like the sun.



15735  
**'Cairngorm'**

Sulphur yellow with a colour changing crown.



NEW





15029  
**'Carlton'**

A very familiar variety of trumpet narcissi.



15723  
**'Central Station'**

Very white petals with a lemon-yellow crown.



15737  
**'Clockface'**

Blooms late, white with yellow-orange cup.



15538  
**'Doctor Alex Fleming'**

Orange crown on white petals.



15736  
**'Early Cool Flame'**

Bright white flower with dark orange crown.



NEW



NEW




15531  
**'Ferris Wheel'**

Extremely large flowers.



15033  
**'Fortissimo'**

Lemon yellow with deep orange wavy trumpet.



15543  
**'Garden Club of America'**

White petals and the cup both draw attention.



15526  
**'Goblet'**

White with lemon yellow trumpet.



15034  
**'Golden Harvest'**

Bestseller. Golden yellow.



15035  
**'Ice Follies'**

Resistant to all diseases.



15037  
**'L'Or de Janvier'**

Extremely early flowering.



15741  
**'Orange Sunset'**

White with wide-spreading orange trumpet.



15528  
**'Love Day'**

Golden yellow with a tangerine yellow crown.



15039  
**'Modern Art'**

Round flower with wavy crown.



15040  
**'Mount Hood'**

The best performing white Narcissus.



15724  
**'Pacific Rim'**

A striking red edge on the bright yellow crown.



NEW





# NARCISSI



Did you know

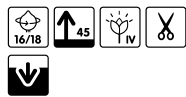
## Facts about narcissi

1. They are named after a Greek myth.
2. They symbolise new beginnings and friendship.
3. They are known all around the world.
4. A Narcissus field can flower for decades.
5. There are at least 13,000 cultivars according to the Narcissus registry.
6. They are the national flower of Wales.
7. They are known for their medicinal properties (Alzheimer's disease).
8. The bulbs are poisonous, and voles avoid them.
9. They are easy to use in public green spaces.
10. Do not mix them with other flowers in a vase.



15555  
**'Pinza'**

Beautiful bright colours.



15711  
**'Precocious'**

Beautiful cup with strong colour.



15733  
**'Romance'**

Creamy white with pink crown.



15095  
**'Sagita'**

Robust, wonderfully fragrant.



15529  
**'Slim Whitman'**

Ivory white with yellow-orange fringed crown.



15532  
**'Standard Value'**

Dark yellow, very popular.



15046  
**'Sweet Harmony'**

Large flowers. Trumpet is slightly fringed.



15707  
**'Topolino'**

Cream-coloured flower with a vibrant yellow crown.



### Trumpet/ Small Cup Narcissus

The small cupped narcissi are characterised by a cup which is smaller than the length of the petals that lie behind them.



15725  
**'Altruist'**

Copper yellow with orange crown.

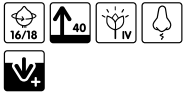






15521  
**'Barrett Browning'**

White with orange-red crown.



15712  
**'Brackenhurst'**

Sturdy stems, yellow with orange crown.




15742  
**'Edna Earl'**

White petals surround small orange-yellow cup.



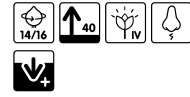
## Decasplit Narcissus

The crown of these narcissi folds apart.



15099  
**'Apricot Whirl'**

The first good decasplit Narcissus with a pink crown.



15743  
**'Cum Laude'**

Showy ruffled petals that are split and curled.



15048  
**'Broadway Star'**

White with a beautifully coloured crown.



15051  
**'Cassata'**

Creamy yellow with yellow collar.



15510  
**'Centanees'**

Pale yellow with orange collar, fragrant.



15727  
**'Electrus'**

Creamy white with orange crown.



15728  
**'Flyer'**

Bright yellow with ruffled crown.



15053  
**'Lemon Beauty'**

A beautiful variety with a very curious shape.



15050  
**'Orangery'**

White with orange collar.



15557  
**'Parisienne'**

Bright white, dark orange collar.



15715  
**'Prom Dance'**

Bright white with lemon yellow cup.



15511  
**'Tripartite'**

Blooms late, completely yellow.



## Jonquilla Narcissus

I love this range of narcissi because they flower at the same time as tulips. Perfect for using together.





# NARCISSI



15704  
**'Beautiful Eyes'**

Ivory-coloured petals with a small orange crown.



15734  
**'Garden Opera'**

Golden yellow with orange cup, multi-flowered and scented.



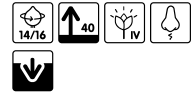
15055  
**'Bell Song'**

The small salmon pink cup makes it very original.



15533  
**'Blushing Lady'**

The crown turns pink as it matures.



15729  
**cordubensis**

Very flowery!



15705  
**'Golden Dawn'**

Bright yellow with an orange cup.



15547  
**'Golden Echo'**

White with dark yellow crown.



15534  
**'Lieke'**

White with small yellow crown.



15542  
**'Littlefield'**

Small soft orange cup and yellow flower.



15058  
**'Pipit'**

Lemon yellow Narcissus with white crown.




15060  
**'Sailboat'**

Creamy white with slender, yellow trumpet.



## Triandrus Narcissus

Triandrus Narcissus are characterised by more flowers per stem.



15063  
**'Hawera'**

Fresh yellow, small flower.



15065  
**'Petrel'**

White bestseller!



15558  
**'Starlight Sensation'**

Creme white flowers that have a fruity fragrance.



15516  
**'Stint'**

An elegant lemon yellow Narcissus.



15559  
**'Sunlight Sensation'**

Yellow, very flowery.







15066

**'Thalia'**

Decorative and pure white.



**Special  
Narcissus**

Other narcissi that do not belong to any of the official groups. But definitely worth it!



15086

**'Baby Boomer'**

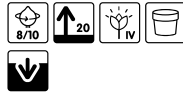
Small, numerous pale yellow flowers.



15544

**bulbocodium  
'Oxford Gold'**

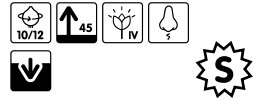
Petticoat Narcissus. Blooms larger and later.



15069

**'Dallas'**

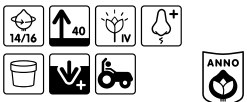
White with a subtle green coloured crown.



15070

**'Double Campernelles'**

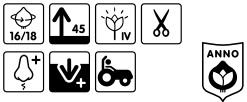
Long flowering time, wonderfully fragrant.



15067

**poeticus 'Actaea'**

A flat, convex crown that is yellow and bordered with red.



15077

**poeticus recurvus**

One of the last flowering narcissi.



15732

**'Lancaster'**


White flowers with a yellow-orange cup with a green heart.



15079

**lobularis**

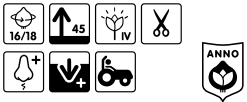
For naturalising in lawns.



15078

**'Segovia'**


Pure white with lemon yellow crown.



15068

**tazetta 'Avalanche'**

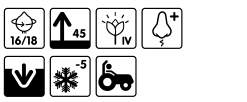
Multiple fragrant flowers on 1 stem.



15071

**tazetta 'Geranium'**

White with orange crown, profuse flowering.



15073

**tazetta  
'Grand Soleil d'Or'**

Abundant and deliciously scented blooms.



15074

**tazetta 'Minnow'**

Short, fragrant white with lemon yellow trumpet.



OUR VARIETIES



# THE OTHER BULBS



Narcissi are greatly underestimated when it comes to planting as individual varieties. Narcissi in particular are very useful in public greenery. Suitable for every nook and cranny.






# Allium (Ornamental Onion)

A bulbous plant variety that continues to astound us by constantly producing new shapes! Do you share our admiration?




16001  
**aflatunense**

Perfect for naturalising.




16134  
**aflatunense**  
**'Purple Sensation'**

Dark purple, beautiful seed pods.




16002  
**atropurpureum**

Minimal foliage.




16004  
**caeruleum**

Not very hardy.




16003  
**cristophii**

Lots of little stars assembled on an enormous ball.




16017  
**'Early Emperor'**

Early flowering Allium.




16006  
**giganteum**

Later than the Allium 'Globemaster'.




16025  
**'Gladiator'**

Blue-lavender colour.




16007  
**'Globemaster'**

Enormous flowers, very decorative.




16238  
**'Little Dean'**

Compact, beautiful round flowers.




16022  
**'Graceful'**

Delicate pink hue.




16226  
**'Green Drops'**

Decorative and elegant in a border.



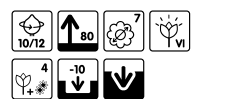
16008  
**'Hair'**

Also beautiful dried!




16180  
**'Mercurius'**

Leaf remains green.



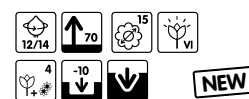
16195  
**'Metallic Shine'**

Very suitable as a cut flower.



16212  
**'Miami'**

Purple-red, sturdy stems.






# THE OTHER BULBS




16010  
**moly**

Floriferous!




16011  
**'Mount Everest'**

Tall flower, beautiful among perennials.




16016  
**'Silver Spring'**

Creamy green flowers.




16023  
**nigrum**

Semi-oval, creamy white.




16185  
**'Purple Rain'**

Purple violet with star-shaped flowers.




16013  
**schubertii**

Extremely large flower.




16012  
**sphaerocephalon**

A very prolific flowerer.




16018  
**'Summer Drummer'**

Large sturdy plant.



16014  
**triquetrum**

A very early-flowering Allium. Invasive.




16205  
**tuberosum**

Flowers until August.




16170  
**'White Empress'**

An early-flowering Allium.



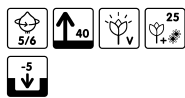
16191  
**'White Giant'**

Suitable as a cut flower.



16015  
**Mixed**

A mixture of small-flowered alliums.



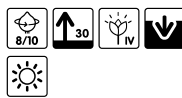
**Anemone**

Anemones bring plenty of colour to borders among the perennials. Early groundcover, colourful cheerful flowers later on.



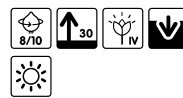
36016  
**De Caen**

Bright colours.



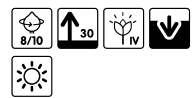
36026  
**De Caen bicolor**

Spectacular white-red.



36017  
**De Caen 'Hollandia'**

An intense red.







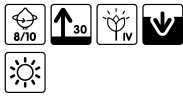
36018  
**De Caen 'Mr. Fokker'**

An intense blue.



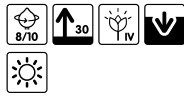
36020  
**De Caen 'Sylphide'**

Bright pink.



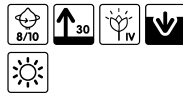
36019  
**De Caen 'The Bride'**

A pretty white flower.




36021  
**St. Brigitte**

Mixed double flowers.




36022  
**blanda mixed**

Blue colour dominant.




36023  
**blanda blue**

Blue.




36024  
**blanda 'Charmer'**

Pink.



36025  
**blanda 'White Splendour'**

White cover.



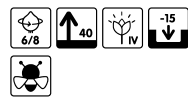
**Arum**

Shady with beautiful berries in autumn.



29009  
**italicum**

White flowers. Beware, berries are poisonous.



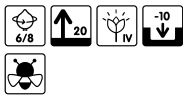
**Bellevalia**

Closely related to Muscari, sometimes called Muscari paradoxum, but it grows even taller.




16026  
**pycnantha**

Easy flower bulb.



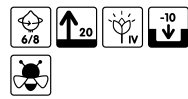
16029  
**leichtlinii 'Alba'**

Blooms later than the blue variety.



16181  
**pycnantha 'Green Pearl'**

Clusters of soft green flowers.



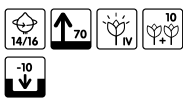
**Camassia**

Native to North America, Canada. Preference for nutrient-poor, moist soil.




16145  
**cusickii**

Blooms early.



16135  
**leichtlinii 'Blue Melody'**

Pale blue, blooms later, variegated leaves.





# THE OTHER BULBS



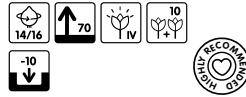
16028  
**leichtlinii 'Caerulea'**

Good perennial bloomer.



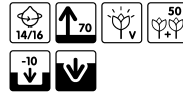
16229  
**leichtlinii 'Pink Stars'**

Star-shaped, light pink flowers.



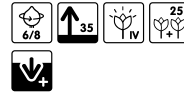
16171  
**leichtlinii semiplena**

This cultivar has a light green sheen.



16027  
**quash**

Naturalises easily.




## Chionodoxa

Superb flower bulbs that herald the spring.




16176  
**forbesii 'Blue Giant'**

Large flowers, beautiful blue.




16032  
**forbesii 'Pink Giant'**

Pink.




16030  
**luciliae**

Smaller flowers.




16031  
**luciliae 'Alba'**

White.



16033  
**sardensis**

Small light blue flowers.




Did you know

## Corydalis: used for insomnia, depression and more

Corydalis (*Corydalis yanhusuo*) is used in traditional Chinese medicine for pain relief, as well as to stimulate circulation, move energy throughout the body, treat stomach ulcers and ease menstrual cramps.

An alkaloid from the Corydalis called DL-tetrahydropalmatine has been shown to block receptor sites, such as dopamine, in the brain, causing a feeling of sedation. Corydalis is used in traditional Chinese medicine to treat mild depression, mild mental and emotional disorders due to its effect on the nervous system.







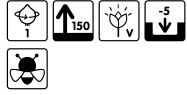


# THE OTHER BULBS



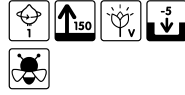
16044  
**ruyter 'Emmy Ro'**

A beautiful orange flower pastel colour.



16045  
**ruyter 'Image'**

The soft yellow flower appeals to the imagination.



16048  
**'Pagoda'**

Leave it to naturalise in a tree-covered area.



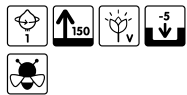
16046  
**ruyter 'Oase'**

A special colour: salmon pink.



16047  
**ruyter 'Romance'**

Light pink.



## Erythronium

One of the reasons for the limited availability of stocks is the fact that it is difficult to grow.




## Freesia

Please note: not very hardy!



36049  
**Mixed**

A cheerful mix of bright colours.




## Fritillaria

100% results thanks to their substantial size.




16050  
**aureomarginata**

Very limited quantities available!




16051  
**hermonis armana**

Green coloured hanging bells with red-brown mottling.



16141  
**imperialis 'Aurora'**

Dark orange.



16182  
**imperialis 'Garland Star'**

Flower with many bells.




16053  
**imperialis 'Lutea'**

Large flower, yellow.




16052  
**imperialis 'Rubra'**

Tall, statement in the border.




16186  
**imperialis 'Sunset'**

Intensely warm orange flowers.



16057  
**'Ivory Bells'**

Alone and in a group, it draws attention!








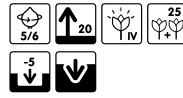
16054  
**meleagris**

Naturalises in very moist soil.



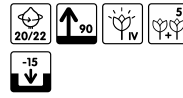
16132  
**michailovskyi**

Combine with small wild tulips.



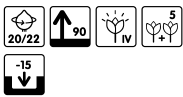
16055  
**persica**

A beautiful mauve coloured plant.



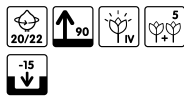
16206  
**persica 'Green Dreams'**

Green, large flowers.



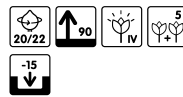
16230  
**persica 'Purple Dynamite'**

Beautiful shiny black-purple flowers.



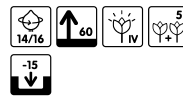
16197  
**persica 'Twin Towers Tribute'**

Two flowers from one bulb.




16056  
**raddeana**

Greenish-white bells.




16231  
**sewerzowii**

Green yellow to vibrant purple flowers.



16137  
**uva-vulpis**

Grey-purple bells with yellow-green band.



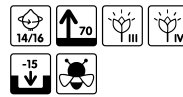
### Fritillaria Rascals

The Rascals series: the flowers are small with soft shades and often darker stems.



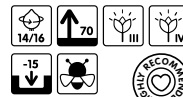
16175  
**'Bach'**

Bright red colour.



16174  
**'Beethoven'**

Soft red.



16173  
**'Chopin'**

Pale orange.




### Fritillaria Early

Not officially a botanical group. Crown Imperial look but blooming early and the plant is slightly less heavy. Beautiful framed flowers.




16198  
**'Early Fantasy'**

Mild orange color. Rich flowering.




16199  
**'Early Passion'**

Lemon yellow, soft tone.



16228  
**'Early Sensation'**

Bright yellow.





# THE OTHER BULBS



16232  
**'Red Beauty'**

Large red flower.



## Galanthus

This small and delightful bulb for naturalisation is a must have in your green spaces.



16233  
**elwesii 'Mount Everest'**

Substantial snowdrop.



16058  
**nivalis**

Best-known snowdrop.



16059  
**nivalis 'Flore Pleno'**

Small white double flowers.



16060  
**nivalis 'Viridi-apice'**

At the end of the petals a small green mark.



## Gladiolus

This rustic Gladiolus originates from the areas surrounding the Mediterranean.



23027  
**byzantinus**

Natural look, purple.



## Hyacinthoides

Whatever kind you use, they naturalise fine, on shady plant locations too.



16147  
**hispanica white**

White bells around stem.



16149  
**hispanica blue**

Blue bells around stem.



23045  
**byzantinus 'Whistling Jack'**

Brilliant wine-coloured.



16148  
**hispanica pink**

Pink bells around stem.



16201  
**hispanica 'Dainty Maid'**

Small deep purple pink flowers.



16150  
**hispanica mixed**

Mix of three colours.



16184  
**hispanica 'Excelsior'**

Blue, large, for in grass.



16187  
**hispanica 'White City'**

White, large, for in grass.







Did you know

# Ipheion: Dutch nickname 'Old Wives'

A six-pointed star on short but sturdy stems in a simple colour. The star-shaped flowers are strong but have a fragile beauty. Ipheion has a very social appearance.

Rita van der Zalm, our uncrowned queen of bulbs, gave it this endearing and very Dutch nickname to celebrate the gentle, unassuming sweet nature of 'old wives' (Oude Wijfjes). But make no mistake: these true go-getters come from Argentina, just like the Dutch Queen Maxima. They came to Western Europe as early as 1820 and have gone wild here.



16151  
**non-scripta**

The real English Blue Bell.



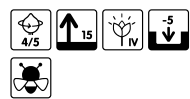
## Ipheion

Like so many other flower bulbs Ipheion does not like "wet feet." They naturalize well.



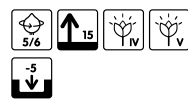
16069  
**uniflorum**

Light blue star-shaped flowers.



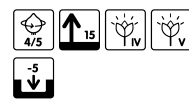
16192  
**uniflorum**  
**'Alberto Castillo'**

Bright white star-shaped flowers.



16234  
**uniflorum**  
**'Charlotte Bishop'**

Purple-pink star-shaped flowers.



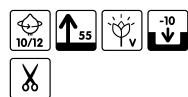
## Dutch Iris

The Dutch Iris is not hardy in all of our markets. That's why they're also in our summer catalogue.



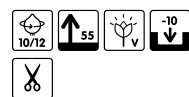
36062  
**'Apollo'**

A beautiful bi-coloured variety.



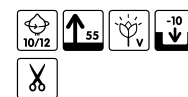
36063  
**'Blue Magic'**

Dark blue.



36073  
**'Casablanca'**

Pure white, with yellow markings.

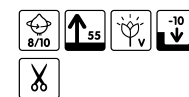


NEW



36064  
**'Eye of the Tiger'**

Brown stripes and blue-violet, golden yellow colour.



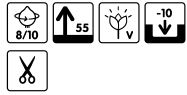


# THE OTHER BULBS



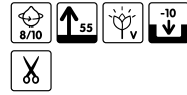
36071  
**'Pink Panther'**

Lilac pink flowers with yellow hearts.



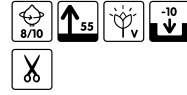
36072  
**'Silvery Beauty'**

Gradient from white to lilac.



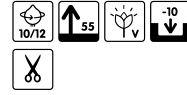
36070  
**'Strongold'**

Robust, yellow.



36066  
**'Telstar'**

Dark blue.



36068  
**Mixed**

Bright, cheerful colours.



16237  
**reticulata 'Harmony'**

Cornflower blue.



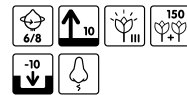
## Botanical Iris

Small bulbs but with a truly remarkable bloom performance. The Iris flower continues to intrigue.




16071  
**danfordiae**

Yellow, with delicate green accents.



16193  
**magnifica**

White with soft lilac and wide leaves.



16076  
**reticulata 'Natasha'**

Ivory white. Golden yellow nectar guide.




NEW



16190  
**reticulata 'Pauline'**

Violet, dark purple lip.



## Ixia

It comes from the meadows of the Western Cape in South Africa. It doesn't take kindly to extreme cold.



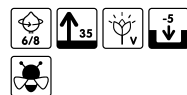
16208  
**paniculata 'Eos'®**

Pale apricot yellow flowers.



16077  
**Mixed**

A pretty and very cheerful mixture.



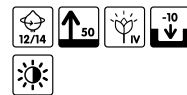
## Leucojum

Leucojum comes from a very large original habitat. Moist soil is important.




16078  
**'Gravetye Giant'**

Beautiful by the pond.



16164  
**vernum**

Flower bulbs grown in the Netherlands. Plant immediately.








24053  
**martagon 'Arabian Night'**

Richly flowering Turkish lily.



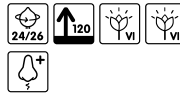
## Botanical Lilium

Botanical lilies come in many forms. One thing they have in common is that they combine beautifully in perennial borders.




24020  
**candidum**

The Madonna lily!



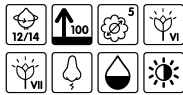
24050  
**henryi**

Orange flowers, lots of brown flecks.




24086  
**martagon 'Manitoba Morning'**

Pink red flowers with yellow brown flecks.




24078  
**martagon 'Orange Marmalade'**

Airy flower clusters with soft orange flowers.



24091  
**martagon 'Snow Morning'**

Alternative to the white L. martagon.



## Muscari

Muscari absolutely deserves its rightful place as part of our flower bulb range. Do not forget to include them in your spring plantation campaign planning.




16079  
**armeniacum**

Propagates easily.




16207  
**armeniacum 'Big Smile'**

Large flowers.




16080  
**armeniacum 'Blue Spike'**

Fully double flowers.



16081  
**armeniacum 'Dark Eyes'**

Dark with white dots.



16146  
**armeniacum 'Fantasy Creation'**

Very full robust grape hyacinth.



16082  
**armeniacum 'Valerie Finnis'**

A very beautiful pastel blue colour.



16235  
**azureum**

Sky blue with dark stripe.



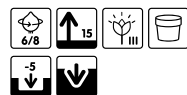
16194  
**'Baby's Breath'**

Pastel blue, lightly scented.



16179  
**botryoides 'Agressi'**

More vigorous than 'Album'.





# THE OTHER BULBS



16139  
**botryoides 'Superstar'**

Beautiful blue.



16084  
**comosum**

The tassel hyacinth.




16189  
**comosum 'Plumosum'**

Feathery flowers, lavender.



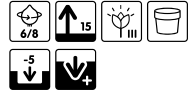
16085  
**'Golden Fragrance'**

Different colour!




16086  
**latifolium**

Bi-coloured with very wide foliage.




16166  
**neglectum**

Deep dark blue flower (almost black).




16172  
**'Pink Sunrise'**

Light pink flower.



16236  
**'Touch of Snow'**

Small blue-violet flowers with white tips.



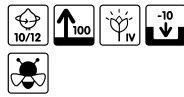
## Nectaro-scordum

This very singular bulbous perennial was once part of the Scilla family... A must-have in your permanent borders.



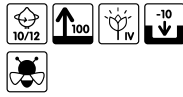
16088  
**siculum**

A curious plant.



16183  
**tripedale**

Silky pink.



## Ornithogalum

Ornithogalum is a genus of bulbous plants that perfectly lends itself to naturalisation and being used a cut flower by the same token.



16089  
**arabicum**

White flower, lightly scented.



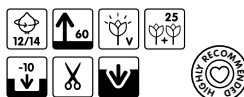
16091  
**nutans**

Prefers partial shade.



16203  
**ponticum 'Sochi'**

Beautiful long spike with white flowers.



16092  
**umbellatum**

Suitable for naturalising. Invasive.



## Puschkinia

A small family that is directly linked to the Scilla and the Chionodoxa. May be planted in the shade of small box trees/hedges.







16093  
**libanotica**

Naturalises very easily.



16094  
**libanotica 'Alba'**

Ideal for in grass.



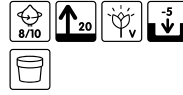
## Ranunculus

An agreeable bulbous plant to boost the sparkle your spring flowerbeds. Attention – not really a rustic plant.



36095  
**Mixed**

For France only.



## Scilla

All squills are superb plants for naturalising. Especially the siberica, tubergeniana and non-scripta varieties.



16096  
**bifolia**

A small blue and extremely early Scilla.



16097  
**bifolia rosa**

The pink variant of Scilla bifolia.



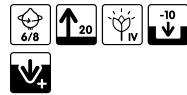
16104  
**siberica 'Alba'**

White star.



16102  
**litardierei**

A blue-violet Scilla that grows easily anywhere.



16105  
**mischtschenkoana**

(syn. tubergeniana) Very early-flowering.



16103  
**siberica**

One of the most rustic flower bulbs.



16104  
**siberica 'Alba'**

White star.




## Sparaxis

A small bulbous plant originating from the humid and rocky regions of South Africa. Protect it in cold climates with thick, dry mulch.



36107  
**tricolor**

Not very hardy!



## Indoor Cultivation

All Amaryllis bulbs are prepared for flowering indoors. Store bulbs until planting at < 13 degrees. Plant from late October.



16108  
**Narcissus 'Ziva'**

Plant as soon as they arrive, flower within 4 weeks.



36110  
**Amaryllis 'Apple Blossom'**

Light pink.



36148  
**Amaryllis 'Chico'**

A delicate and extremely expressive Amaryllis.





# THE OTHER BULBS



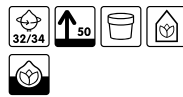
36163  
**Amaryllis 'Fantasy'**

White with a hint of green.



36165  
**Amaryllis 'Mont Blanc'**

White.



36166  
**Amaryllis 'Flamenco Queen'**

Deep red on white.



NEW



36159  
**Amaryllis 'Gervase'**

Light pink with a warm pink pattern.



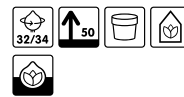
36146  
**Amaryllis 'Minerva'**

Red and white.



36156  
**Amaryllis 'Orange Sovereign'**

Dark orange.

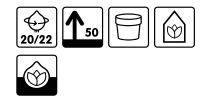


NEW



36119  
**Amaryllis 'Papillon'**

Curious colour and shape.



36161  
**Amaryllis 'Pink Rival'**

Magenta pink, large flowers.



36114  
**Amaryllis 'Red Lion'**

Red.



36147  
**Amaryllis 'Rilona'**

Salmon pink.



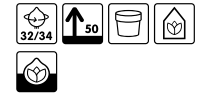
36131  
**Amaryllis double 'Aphrodite'**

Red and white, double flower.



36149  
**Amaryllis double 'Benfica'**

Dark red.



36151  
**Amaryllis double 'Dancing Queen'**

Strong, full flowers



36167  
**Amaryllis double 'Double King'**

A striking red.

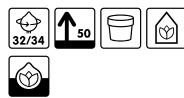


NEW



36133  
**Amaryllis double 'Elvas'**

Creamy white with purple spots.



36164  
**Amaryllis double 'Marilyn'**

Snow white, hint of lime green.

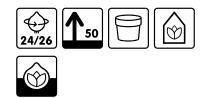


NEW



36154  
**Amaryllis trumpet 'Estella'**

Dark pink with a white stripe.








OUR VARIETIES





## Historical bulb gene bank

The Hortus Bulborum in Limmen (NL) is the only garden in the world with a huge collection of historic spring bulb plants. Over 4,500 different varieties of tulips, narcissi, hyacinths, crocuses and Fritillarias display their beautiful colours in the spring.


The unique feature of this garden is that there are hundreds of species of flower bulbs that date from well before 2023, which are not or hardly ever grown commercially anymore. The oldest varieties are from the sixteenth century, such as the *Fritillaria persica* from 1577. Also legendary tulips like 'Duc van Tol Red and Yellow' from 1595, the 'Summer Beauty' tulip from 1620 - wildly popular during the time of tulip mania - and the whimsical 'Perfecta' parrot tulip from 1750 are still on display.

The Hortus Bulborum, founded in 1924 by schoolteacher Pieter Boschman from Limmen, provides an interesting overview of the development of these endlessly popular spring flowers over the centuries. A group of volunteers run this large gene bank. Surplus historical bulbs are delivered to (historical) parks and gardens around the world. Verver Export is also proud to supply some of these very old cultivars!



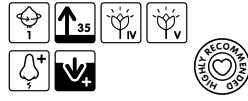
## Historical Narcissi

Superb ancient varieties by the breeder Joséphine Dekker. A specialist in historical narcissi.



15108  
**'Laurens Koster'**

It dates from before 1906!



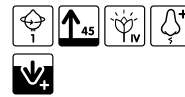
15109  
**'Queen of the North'**

This beautiful Narcissus dates back to 1908.



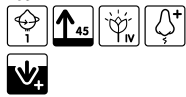
15103  
**'White Lady'**

Already known in 1897.



15105  
**'Seagull'**

A beautiful apricot coloured variety. It has been in existence since before 1893.



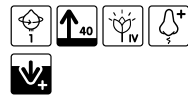
15107  
**'Sophie's Choice'**

A very unique Narcissus of which no one knows the exact age.



15102  
**'Stella'**

Already described in 1869.



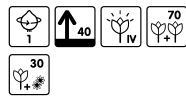
## Historical Tulips

Historical tulips from the Hortus Bulborum in Limmen (Netherlands).



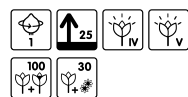
12402  
**'Columbine'**

A 'breeder' tulip dating from 1929.



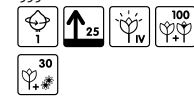
12405  
**'Lac van Rijn'**

This is the oldest representative of the group of single early tulips (1620).



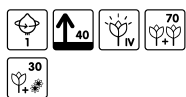
12403  
**'Duc van Tol Red & Yellow'**

The 'Red and Yellow' dates from 1595.



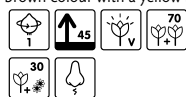
12408  
**'Insulinde'**

You will be stunned by its beauty and complex colours (1914).



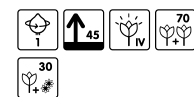
12411  
**'James Wild'**

A 'breeder' tulip from 1863. A beautiful round flower in an olive-brown colour with a yellow base.



12412  
**'Rubella'**

A Rembrandt tulip (1903).






# CO NN ECT

**Colourful neighbourhoods strengthen social cohesion: there are opportunities for residents to take part in creating public green spaces. From the adoption of green spaces by the public, green management by individuals or by contributing to a greener and more colourful neighbourhood with your own garden.**

**Verver Export has developed several projects and products, especially for you to use in your green projects working with local people.**





# BEE WISE<sup>®</sup>

## Flower bulbs for insects!!!

Hand out flower bulbs for pollinators among your citizens with our Box Bee Wise! A good way to contribute to the beautification of your environment and contribute to the development of natural areas.

### The pollinators

Bulbs that bloom throughout the summer provide a host of flowers for foraging insects.

A pollinator is an animal that carries pollen between flowers as it travels around. The number and diversity of pollinators strongly influences plant diversity and vice versa, and the loss of diversity among pollinators can threaten the sustainability of plant communities.

Use a sticker to include your message or logo on the box.



**11667**



### Box Bee Wise Autumn

40 mixed bulbs for pollinators. Combination of Tulipa, Crocus, Muscari and Narcissus.

Flowers in spring. For planting in full sun!

**Sales unit: 12 items per carton.**  
**Last ordering date: 1. of November**



**11668**



### Box Bee Wise Autumn BIO

40 mixed flower bulbs for pollinators from an biological pollinator crop. Combination of Tulipa, Crocus, Muscari and Narcissus.

Flowers in spring. For planting in full sun!

**Sales unit: 12 items per carton.**  
**Last ordering date: 1. of August**





# The (Neighbourhood) Picking Garden

The Picking Garden has a community role. It is a place where neighbours can meet, even if they don't like gardening. The Picking Garden contributes to social cohesion in the neighbourhood and has ecological and social added value. With the following spring picking garden packages, you will contribute to nature in the neighbourhood, social cohesion and you can use the proceeds of the flowers for the volunteers and the neighbourhood.

## Action for you as a green manager

- Provide sites on council land
- Find volunteers for management and knowledge transfer
- Assist with basic facilities such as equipment & water.

## Practical planting & picking tips

- The best way to pick the bulbs is to grasp them by the bottom of the stem just above the ground and pull.
- Tulips: don't plant the bulbs too deep. This makes it easier to pull them from the ground in the spring, with the flower bulb attached. The bulbs should always be removed from the ground to prevent diseases.
- Narcissi: only pick the stem of the narcissi, leave the leaves. These bulbs will produce flowers again the following year.






21801

## Pack Picking Pleasure Spring 5.000

This pack contains 5.000 bulbs suitable for picking flowers in the spring.

- 9 x 300 tulips, in different colours and early/mid/late spring flowering.
- 5 x 300 narcissi, in a variety of colour schemes, flowering early and mid-spring.
- 200 Allium aflatunense 'Purple Sensation'
- 100 Allium 'Mount Everest'
- 500 Anemone de Caen mixed

Approximately 100 sqm with no paths.



100m<sup>2</sup>


21802

## Pack Picking Pleasure Spring 10.000

This pack contains 10.000 bulbs suitable for picking flowers in the spring.

- 12 x 500 tulips, in different colours and early/mid/late spring flowering.
- 5 x 500 narcissi, in a variety of colour schemes, flowering early and mid-spring.
- 300 Allium aflatunense 'Purple Sensation'
- 200 Allium 'Mount Everest'
- 1000 Anemone de Caen mixed

Approximately 180 sqm with no paths.



180m<sup>2</sup>





# A postage stamp park!



Are the building works in your city creating an eyesore for passers-by for months on end? Or do you have an unattractive, empty plot spoiling the middle of a lovely shopping street? With the Verver Export PopUp Park, you can create a temporary park to take attention away from long-term disruption to the view.

## **We take care of everything...**

The concept is an easy to assemble and dismantle 'vandal-proof' park with a seating area and approximately 10 m<sup>2</sup> of planting in containers. Depending on the season, the planting includes perennial shrubs and plants, spring and summer flowering bulbs, and annuals.

Order our postage stamp park now for a specific period - we'll do the rest! We'll build the park and install the plants. And we can also replenish the containers if the rental period is longer than a season.

## **Two versions**

You can choose from two versions of the park.

### **'Urban Style'**

The wooden boxes are covered with colourful graffiti – in keeping with the urban environment.

### **'Natural Style'**

The wooden boxes have a neutral wood colour and look like large fruit boxes.

The indoor planters are fitted with water tanks that can store water for one week in very hot weather in summer, or two weeks when the weather is cooler.

## **What you need to do**

You only need to water during periods of long drought. Keep the park clean of litter and remove any dead flowers in the summer.





Create a small green oasis for the neighbourhood to meet in public spaces.







# Flower bulbs for between the headstones

Add natural colour to your cemetery with natural flower bulbs. The selected varieties also attract bees and butterflies.

## Help the pollinators!

The bulbs bloom early in the year and are often the first flowers for insects looking for food. A pollinator is a foraging insect that transfers pollen from flower to flower. The number and diversity of pollinators have a strong influence on biodiversity and vice versa.

The loss of diversity of pollinators can threaten the sustainability of plant communities. Offer this package for sale at your cemetery to highlight awareness for biodiversity in cemeteries. It is an educational and positive message from your city council to the residents.



11719



## Pack 'Cemetery bulbs for between the headstones'

### Mixed box

- 75 Mixed flower bulbs for pollinators.
- Composed of tulips, Scilla, Ornithogalum, Allium, narcissi and crocuses.
- Flowers from early spring.
- Incorporate your message or logo on the box with a sticker.

Sold in boxes of 12.

Order deadline: 1 November.





11755

## Verver 'Sunny Sushi'®



11756

## Verver 'Shady Sushi'®



# Blooming Sushis®

Surprise everyone with flowering in unexpected places. Ideal for cemeteries or other paved (gravel) places where you want to add flowers. Flowering time from spring to autumn.

- Sustainable greenery.
- Encouraging biodiversity. Bee lover.

**Each 60 x 10 cm 'Blooming Sushis'® contains: 50 flower bulbs and 3 perennials. Lifespan: 5 years ++.**

### Technical information

- Place the Sushis in a sunny or shady spot, depending on which you buy.
- Dig in the Sushis and leave the plants alone on the surface. The jute cloth will break down.
- Water the Sushis again once you have positioned them. The Sushis are designed to withstand drought. However, in the event of extreme drought, water if possible.

Minimum order quantity: 5 cases of 5 Sushis (i.e. 25 pieces = 15 linear meters).  
Latest order date: 15 September.





# Spring-flowering bulbs in pots

For your special events, order 'pre-grown spring bulb pots'\* to brighten up your celebrations, gardens, streets and squares.

## Enjoy a long flowering period.

**Use** For indoor and outdoor use.  
**Availability** Available from December to April.

### The product

- Narcissus, Tulipa, Hyacinthus, Muscari and many other small bulb plants are available from us in pots.
- Pot sizes can vary from bowls of 27 cm diameter to small 9 cm pots. The bowls (17 and 27 cm) must be ordered early in the autumn.

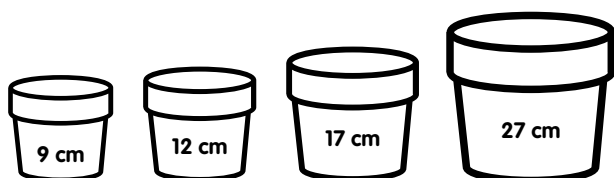


Product	XII	I	II	III	IV
Tulipa single-flowered	[red]	[orange]	[green]	[green]	[green]
Tulipa double-flowered, other shapes	[red]	[red]	[green]	[green]	[green]
Narcissus Tête-à-Tête	[orange]	[green]	[green]	[green]	[green]
Narcissus other	[red]	[orange]	[green]	[green]	[orange]
Hyacinthus (white, blue, pink)	[green]	[green]	[green]	[green]	[orange]
Muscari (assorted varieties)	[red]	[orange]	[green]	[green]	[green]
Crocus (assorted colours)	[orange]	[green]	[green]	[orange]	[red]
Anemone blanda	[red]	[orange]	[green]	[green]	[orange]
Scilla	[red]	[green]	[green]	[green]	[orange]
Fritillaria meleagris	[red]	[red]	[green]	[green]	[orange]
Iris reticulata	[red]	[orange]	[green]	[green]	[orange]

[green] = Available  
 [orange] = Medium availability  
 [red] = Not available



The 27 cm bowls are perfect for use without an extra decorative pot. The smaller pot sizes are particularly suitable for transplanting into beautiful large decorative pots, possibly in combination with biennials, or even for planting in a flowerbed (indoors or outdoors).



### The stages

- Verver Export can deliver the bulbs in pot in two stages, if ordered in time. You can choose at what stage you want to receive the plants, depending on your intended use and processing method.
- Make a choice based on the example picture we send you.
- The earlier the delivery, the longer you can enjoy the growth and flowering. But for an event where flowering must be at its peak on a certain day / week, you can order more mature pots.

\* Not all bulbs are available at all stages due to rapid growth or risk of damage during transport.



Stage A



Stage B



### Order information

- Order in the pre-season (July - October) for your event with a specific date. We will produce them by the specified date. You can also order multiple combinations at once, so you can be sure that your event during the season will be a great success.
- Order during the season (December - April) and we can let you know what bulbs are in production.





# Pick & Go Tulip Garden

Design your picking garden with our pre-selected tulips! You can order a Pick & Go Tulip Garden in a variety of colours from us. The grower plants the tulips for you and puts them in the greenhouse at the right time, so you will receive tulips that are just about to flower and can be picked immediately.

The Pick & Go Tulip Garden is specially designed for one-day events. If you want to celebrate something in the spring, why not let your members, customers or the public 'pick' their favourite tulips, bulb and all. It doesn't get any fresher than this.

On the day before the event, we deliver the crates to your location and install and set up everything according to your preferred layout. Make sure there is room for people to walk between the tulips so they can reach everything easily. Regulate the flow of people so everyone can take their time to choose their tulips and really enjoy the picking experience.

## Preparation at the nursery:

- The tulip bulbs are pinned into crates when they arrive at the cut flower grower. They grow without soil, only in water.
- The crates are placed in cold storage, where they get their 'natural winter' to ensure they will grow and flower later.
- The tulip crates are put in the greenhouse about three weeks before your event.
- We will bring the tulips in bud to you shortly before your event; the crates will still contain some water.

## PICK & GO TULIP GARDEN STORYBOARD



## Order now!

You can order a Pick & Go Tulip Garden in quantities of 10.000 or 20.000 tulips. Order in time to make sure you have plenty of choice of colours. The Pick & Go Tulip Garden is available from 1 February to 1 May. Price available on request due to quantity, delivery time and location.







# Flower bulbs - for children too!

**Order the package for the schools  
in your community and  
encourage interest in our  
wonderful profession!**

Children can learn a lot from nature, especially when they start to get involved on their own. By planting flower bulbs themselves, they learn about flower bulbs up close and personal in a fun way. The Verver Export school package is a complete teaching package and includes a varied assortment of flower bulbs. The children plant the bulbs together in the school garden or in pots for the playground. They can see for themselves how the bulbs grow into beautiful flowers. This experience will stay with them for a lifetime!

## **Target group**

The school package is aimed at primary school children, aged 6 to 12 years. The goal is to introduce children to nature in an accessible and exciting way. Scientific evidence shows that this contributes to a child's development in a positive and healthy way.

## **The package**

With the flower bulb pack, your class can get started right away.

The package contains:

- ✓ 600 bulbs (200 tulips, 100 crocuses, 200 narcissi, 100 grape hyacinths)
- ✓ 1 poster for the classroom
- ✓ 35 workbooks
- ✓ 1 teacher's guide
- ✓ 10 garden shovels
- ✓ 15 spikes

## **Workbook**

The package includes a fun, educational workbook for each child in the class. This booklet introduces the class to the wonderful world of flower bulbs. It contains stories about the seasons and how the flower bulbs develop. The booklet also contains lots of craft ideas and photo activities for the class to do together. We love to plant the seed to inspire a new generation of horticulturalists and gardeners to be interested in our green profession.









# MECHANICAL PLANTING

No time, no staff? We can also plant beautiful blooming spring flowers along your streets and in flower meadows in your parks with our machinery and planting operators.

All our combinations are first tested for use in public green areas and for multi-annual growth. With our knowledge and experience, we offer this wonderful range of combinations that flower early, abundantly and for a long time.



With the services and planting machines from Verver Export, you can plant lots of bulbs in a short time. As the flower borders and meadows flower for several years, you get a high return on your investment.





# Mechanical planting: the benefits

---

Verges and parks can be in bloom in early spring. This is very important for the insects that emerge early, such as honeybees and bumblebees. The choice of the bulb mix determine the length of flowering and the further management of your public green spaces. Planting bulbs mechanically in grass offers many benefits:



## 1. Labour-saving

We take over the laborious work for you. Verver Export's planting machines offer the solution: 40,000 bulbs planted in half a day, or 100,000 in a full day.\*

(\* obviously depending on the bulb size - you can triple those numbers for small bulbs!)



## 2. Long-term investment

All our bulb mixtures for the planting machine have been carefully selected and tested. Flowering will repeat for several years. The cost per m2 is low, in view of the durability.



## 3. Low maintenance

Verges, parks and meadows with flowering bulbs are low maintenance. Once the bulbs have died back in late spring, you can simply start mowing again. In fact, a long-flowering mix may save you a number of mowings in early spring!



## 4. Biodiversity

Bulbs increase the biodiversity in the public space. With the right mixture selection this planting can make a demonstrable contribution as a food source for early butterflies, bumblebees and honeybees. We guarantee you a real sea of flowers which benefit not only bees and butterflies, but also passers-by and leisure users. This can also be combined with our flower seeds.



## 5. Expertise

Our sales team will check your planting location for suitability, and will be happy to help you make the right choice from our ever-expanding range. Take advantage of our years of knowledge and experience to make the best choice for your public green spaces!



## Machine options

The development of machines at Verver Export is ongoing. New machines have been developed for different products or applications\*. This catalogue specifies which machine can be used for each bulb mix.



**100 cm planting machine:** plants bulbs across a width of one metre. Suitable for strips in verges and parks or planting areas.



**50 cm planting machine:** plants bulbs across a width of half a metre. Suitable for verges where the operating width in the grass is less than one metre. Or if you want to create long strips but have a more limited budget.



**City Planter:** plants bulbs across a width of 50 cm. This machine has the planter next to the machine. Suitable for locations where you want to plant from tree to tree, post to post or bench to bench.



**Embankment Planter:** this machine can plant on a slope with a maximum angle of 30 to 35 degrees. This machine is equipped with caterpillar tracks and an extra planting foot for even planting.



**Roto Planter:** this machine plants across a width of one metre and can rotavate, plant and roll in a single run. Particularly suitable for less heavy soil types. For use with spring-flowering and summer-flowering bulbs.

\* Please note: not all machines are available for use in all Verver Export's markets. Soil conditions may also prevent them from being used.







## Colour in winter

There are special mixtures that bring colour to public green spaces even when it's still a bit wintry. When the first rays of spring sunshine arrive, these bulbs poke out above the ground.

One big benefit of early flowering is that the bulbs also finish ripening fairly early in the spring. That means that the leaves are usually already brown when the mowers start their machines again!





11196



## 'Ameland' ©




With 'Ameland' you first see a white carpet that resembles snow, from which the small red tulips then emerge.

Plant in a lawn that has been mowed short for the winter, otherwise the small flowers will not be noticeable.

Zones  
Machine

1,2



Character of kits

Mixture of 2 types with  
1.000 flower bulbs

Stripes

✓

Contiguous area

✓

Country style

X

Horticulture style

150 / m<sup>2</sup>

Flowering time

6 weeks

Durability

till 7 years



MP



## 'Heiloo' ©



Classic mixture of all large-flowered Crocus colours. The yellow Crocus is almost always the first to appear. A cheerful, colourful combination of flowers that heralds spring for everyone.

You can only mow when the Crocus leaves have turned completely brown. Give the bulbs beneath the soil time to grow!



**Zones**  
**Machine**

1,2



**Character of kits**

Crocus mixture with  
1.000 flower bulbs

**Stripes**



**Contiguous area**



**Country style**

50 / m<sup>2</sup>

**Horticulture style**

200 / m<sup>2</sup>

**Flowering time**

4 till 6 weeks

**Durability**

till 10 years



11191





11189





## 'Limmen' ©



This mixture flowers earliest of all. Sometimes it blooms in the snow. Be aware of the height - it remains modestly sized at just 5 cm.

Plant in a lawn that has been mowed short for the winter, otherwise the small flowers will not be noticeable.

<b>Zones</b>	1,2
<b>Machine</b>	 
<b>Character of kits</b>	 Crocus mixture with 1.000 flower bulbs
<b>Stripes</b>	✓
<b>Contiguous area</b>	✓
<b>Country style</b>	50 / m <sup>2</sup>
<b>Horticulture style</b>	200 / m <sup>2</sup>
<b>Flowering time</b>	4 till 6 weeks
<b>Durability</b>	till 10 years



MP





11190






## 'Nature' ©



A very rustic mixture of mainly botanical cultivars, ideal for naturalising. Very early-flowering.

Will grow in virtually any soil type. If the turf is under-nourished, the Crocus has a better chance of growing. The location can be hot and dry in summer!

<b>Zones</b>	1,2
<b>Machine</b>	 
<b>Character of kits</b>	 <p>Crocus mixture with 1.000 flower bulbs</p>
<b>Stripes</b>	✓
<b>Contiguous area</b>	✓
<b>Country style</b>	50 / m <sup>2</sup>
<b>Horticulture style</b>	200 / m <sup>2</sup>
<b>Flowering time</b>	4 till 6 weeks
<b>Durability</b>	till 10 years







11192

## 'Océanique' ©




A combination of large-flowered Crocus cultivars in blue, purple and white, like the ocean.

Looks beautiful in almost any setting. Think of a river winding through the landscape, an early-flowering meadow that gradually turns wild after flowering, or an embankment that looks like a painting.



Zones  
Machine

1,2



Character of kits

Crocus mixture with  
1.000 flower bulbs

Stripes

✓

Contiguous area

✓

Country style

50 / m<sup>2</sup>

Horticulture style

200 / m<sup>2</sup>

Flowering time

4 till 6 weeks

Durability

till 10 years



MP



## 'Prima Julia' ©




Nice combination of all early blooming spring flowers with an optimal powerful colour effect to wake things up after hibernation.

The 'blue' from the crocus is repeated in the second part of the flowering thanks to Muscari latifolium.



**Zones** 1,2  
**Machine**



**Character of kits** Mixture of 4 types with 1.000 flower bulbs


**Stripes** ✓  
**Contiguous area** ✓  
**Country style** 100 / m<sup>2</sup>  
**Horticulture style** 200 / m<sup>2</sup>  
**Flowering time** 6 weeks  
**Durability** till 7 years







11182





## 'Prima Venise des Alpes' ©



Go big with early bloomers! The flowers of particularly early flowering Crocus and narcissi awaken while nature is still hibernating.

A display of extremely early flowering crocuses and narcissi. We would like to celebrate the town of Annecy (FR), which has perfectly showcased this combination in the Parc du Paquier. Bravo! The blue and white crocuses are the first to arrive, followed by the narcissi.

<b>Zones</b>	1,2
<b>Machine</b>	 
<b>Character of kits</b>	Mixture of 2 types with 1.000 flower bulbs
<b>Stripes</b>	✓
<b>Contiguous area</b>	✓
<b>Country style</b>	75 / m <sup>2</sup>
<b>Horticulture style</b>	200 / m <sup>2</sup>
<b>Flowering time</b>	6 weeks
<b>Durability</b>	till 7 years



MP





11198




## 'Terschelling' ©



Did you know that the Crocus blooms for a very long time because it's cold when the flowering starts? The flowering period for this mixture can easily reach 2 months.

Many towns and cities are using the combination of crocuses with tulips in zone 1. The early flowering means that this planting can be included in the mowing schedule early in the season.

<b>Zones</b>	1,2
<b>Machine</b>	<div style="display: flex; gap: 10px;"> <div style="border: 1px solid black; border-radius: 50%; padding: 5px; text-align: center;">50</div> <div style="border: 1px solid black; border-radius: 50%; padding: 5px; text-align: center;">100</div> </div> <div style="text-align: center; margin-top: 10px;">  </div>
<b>Character of kits</b>	Mixture of 2 types with 1.000 flower bulbs
<b>Stripes</b>	✓
<b>Contiguous area</b>	✓
<b>Country style</b>	X
<b>Horticulture style</b>	150 / m <sup>2</sup>
<b>Flowering time</b>	6 weeks
<b>Durability</b>	till 7 years





# 'Texel' ©




An early-flowering, extremely colourful mix of crocuses and tulips that partly flower at the same time. We are sometimes even asked for the mixture with the red Crocus...

This combination is most eye-catching if the grass has been mowed nice and short one more time in late autumn.



Zones 1,2

Machine



Character of kits

Mixture of 2 types with  
1.000 flower bulbs

Stripes ✓

Contiguous area ✓

Country style X

Horticulture style 150 / m<sup>2</sup>

Flowering time 6 weeks

Durability till 7 years



11194





11195






## 'Vlieland' ©



Our Crocus and tulip mixtures are appreciated for their early flowering and their bright colours.

They are also very durable and multiply incessantly. They can be planted in the city centre or in the suburbs. Highly recommended!

<b>Zones</b>	1,2
<b>Machine</b>	 
	
<b>Character of kits</b>	Mixture of 2 types with 1.000 flower bulbs
<b>Stripes</b>	✓
<b>Contiguous area</b>	✓
<b>Country style</b>	X
<b>Horticulture style</b>	150 / m <sup>2</sup>
<b>Flowering time</b>	6 weeks
<b>Durability</b>	till 7 years







The advantage of these early-flowering bulb combinations is that they also die back relatively quickly. If keeping the grass short is important, there is virtually no need to skip a mowing cycle!





## Invest in the future

A mechanically planted bulb strip or meadow in a public green space will particularly offer 'value for money' if the bulbs reappear from many years in succession and the planted bulbs are high quality.

Narcissi offer an outstandingly good return, fewer € per m<sup>2</sup>. We will be happy to calculate the return for your choice of planting in your location. In addition to the return, we also look at the suitability of the soil, turf and range choice.







17003



## 'Kit Narcissus' ©

Historically it has mainly been mostly narcissi that have been mechanically planted. And the results are impressive. Enjoy a very blooming spring.

The number twelve is the key word for our 'Kit Narcissus'. The kit not only includes twelve different varieties of narcissi, but it also flowers for at least twelve weeks. And the final selling point is that you can enjoy this mixture of narcissi for at least twelve years.

<b>Zones</b>	1,2,3
<b>Machine</b>	 
<b>Character of kits</b>	Mixture of 12 varieties with 1.000 flower bulbs
<b>Stripes</b>	✓
<b>Contiguous area</b>	✓
<b>Country style</b>	20 / m <sup>2</sup>
<b>Horticulture style</b>	40 / m <sup>2</sup>
<b>Flowering time</b>	12 weeks
<b>Durability</b>	12 years +++



MP






# 'Prima Jasper' ©

Four different bulbs that bloom in the second half of spring. Yellow takes centre stage!

Please note: this composition contains a Dutch Iris that is only really hardy in France.



**Zones** 1,2  
**Machine**    


- Character of kits** Mixture of 4 types with 1.000 flower bulbs
- Stripes** ✓
  - Contiguous area** ✓
  - Country style** 50 / m<sup>2</sup>
  - Horticulture style** 100 / m<sup>2</sup>
  - Flowering time** 6 weeks
  - Durability** till 4 years



11601





11656



## 'Prima Profit' ©

The best of 3 beautiful spring bloomers together in one mix. Crocuses and tulips are accented with blue, white, orange and red in the pre-season and while the narcissi are flowering.

A combination with many application possibilities and real value for money.

**Zones**  
**Machine**

1,2,3



**Character of kits**

Mixture of 3 types with  
1.000 flower bulbs

**Stripes**



**Contiguous area**



**Country style**

50 / m<sup>2</sup>

**Horticulture style**

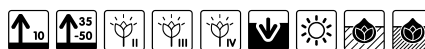
100 / m<sup>2</sup>

**Flowering time**

8 weeks

**Durability**

till 7 years



MP





11227







## 'Prima Solution' ©

Narcissi are always a good choice in our opinion. They are ideal for multi-year flowering and machine planting under grass.

Simple, effective and affordable. They create a remarkable impact, and these narcissi will never disappoint. They come in a wave of yellow and orange at first, before turning white with a total colour change. And above all, they provide an affordable solution.

Don't plant too late in autumn. Narcissi take longer to root.

<b>Zones</b>	1,2,3
<b>Machine</b>	 
	 
<b>Character of kits</b>	Mixture of 2 varieties with 1.000 flower bulbs
<b>Stripes</b>	✓
<b>Contiguous area</b>	✓
<b>Country style</b>	20 / m <sup>2</sup>
<b>Horticulture style</b>	40 / m <sup>2</sup>
<b>Flowering time</b>	6 weeks
<b>Durability</b>	till 5 years





Due to their longevity, this composition is important for public greenery. Has a high proportion of narcissi because they really look wonderful. Don't mow too early!







## A feast for the eye

A flower meadow is not just a feast for the eye, but also amazing for biodiversity. With bulbs you can bring the feeding season for many insects forward by months.

Bulbs planted in meadows work very well in an extensive managed area of grass, such as the grass in verges alongside paths, water and roads. Because the cuttings are removed, a variety of other plant species and flowers also have the opportunity to develop alongside the bulbs.





11316



## 'Flora Music' ©

Spring is characterised by a fresh mixture of narcissi, tulips and wood hyacinths. But when the grass starts to grow and the seed pods of the tulips are about to burst, the second flowering feast of Alliums and Gladiolus byzanthinus bursts into life.

Please note: the latter flower bulb is not hardy everywhere. It is especially suitable for France.

<b>Zones</b>	2,3
<b>Machine</b>	<div style="display: flex; align-items: center; gap: 10px;"> <div style="border: 1px solid black; border-radius: 50%; padding: 5px; text-align: center;">50</div> <div style="border: 1px solid black; border-radius: 50%; padding: 5px; text-align: center;">100</div> </div>
<b>Character of kits</b>	Mixture of 5 types with 1.000 flower bulbs
<b>Stripes</b>	X
<b>Contiguous area</b>	✓
<b>Country style</b>	75 / m <sup>2</sup>
<b>Horticulture style</b>	150 / m <sup>2</sup>
<b>Flowering time</b>	12 weeks
<b>Durability</b>	till 5 years



MP



# FLOWER MEADOWS



11592



## 'Nature Evolution' ©



A classic example of a true naturalising mixture. Reproduction is both vegetative (bulbs) and generative (seeds). It is therefore very important that this planting can die back undisturbed to allow the seeds to spread. Combines well with a durable seed mixture for flowering later in the year.

A combination of delights from early spring (snowdrops) to April (T. turkestanica) when a Narcissus finally raises its trumpet!

Can be combined with seed mixture: ask your local representative about the options.

Zones 2,3  
Machine

50 100



Character of kits Mixture of 6 types with 1.000 flower bulbs  
Stripes X  
Contiguous area ✓  
Country style 100 / m<sup>2</sup>  
Horticulture style 200 / m<sup>2</sup>  
Flowering time 8 weeks  
Durability till 10 years







11324



## 'Prima Amusement' ©

A fantastic mixture to support events in the month of April. This carpet is a must-have for events such gardening and landscaping exhibitions that open their doors in April.

A beautifully balanced mixture of colours including special tulips that are accentuated by equally unusual narcissi. A parade of very original varieties!

<b>Zones</b>	1,2
<b>Machine</b>	
<b>Character of kits</b>	Mixture of 2 types with 1.000 flower bulbs
<b>Stripes</b>	✓
<b>Contiguous area</b>	✓
<b>Country style</b>	30 / m <sup>2</sup>
<b>Horticulture style</b>	60 / m <sup>2</sup>
<b>Flowering time</b>	5 weeks
<b>Durability</b>	till 4 years



MP



# 'Prima Fun' ©

A simple mixture with a long flowering period for which we have used our long-term tests under grass to select the right varieties.

The colour change from completely yellow at the start to an end with lots of blue is something you don't expect at the start of flowering. So it's a real surprise!



<b>Zones</b>	1,2,3
<b>Machine</b>	<div style="display: flex; gap: 10px;"> <div style="border: 1px solid black; border-radius: 50%; padding: 5px; width: 30px; text-align: center;">50</div> <div style="border: 1px solid black; border-radius: 50%; padding: 5px; width: 30px; text-align: center;">100</div> </div>
<b>Character of kits</b>	Mixture of 3 types with 1.000 flower bulbs
<b>Stripes</b>	✓
<b>Contiguous area</b>	✓
<b>Country style</b>	50 / m <sup>2</sup>
<b>Horticulture style</b>	100 / m <sup>2</sup>
<b>Flowering time</b>	6 weeks
<b>Durability</b>	till 5 years



11358





17018



## 'Prima Orange Prairie' ©

Narcissi almost always re-appear successfully year after year, and therefore offer a good return on the planting investment.

We have developed a special mixture for people who like to plant narcissi, with orange as the predominant colour. This offers narcissi that are less eye-catching in terms of appearance, but that still offer the same return!

<b>Zones</b>	1,2,3
<b>Machine</b>	<div style="display: flex; gap: 10px;"> <div style="border: 1px solid black; border-radius: 50%; padding: 5px; text-align: center;">50</div> <div style="border: 1px solid black; border-radius: 50%; padding: 5px; text-align: center;">100</div> </div>
<b>Character of kits</b>	Mixture of 14 varieties with 1.000 flower bulbs
<b>Stripes</b>	✓
<b>Contiguous area</b>	✓
<b>Country style</b>	20 / m <sup>2</sup>
<b>Horticulture style</b>	40 / m <sup>2</sup>
<b>Flowering time</b>	10 weeks
<b>Durability</b>	till 10 years



MP







# STEP PLAN

Our concepts combine the strengths of annual, biannual and perennial (native) seed mixes with a specially selected bulb mix. This ensures plants with a long flowering time, greater biodiversity and extensive ecological maintenance.

## Site

The possibilities offered by the site are your starting point. Survey the site's ecological conditions: soil type, nutrient level in the soil, soil dampness, sun hours and what is currently growing there.

## Choice of meadow

Your goal for the meadow determines the type of meadow that you will create. Consider the following goals: increasing biodiversity, having lots of flowers, an annual, ruderal or perennial meadow.

## Management

If we do not mow, the flower meadow will suffer invasion and become grassed over, and the flowers will disappear. Grass species and invasive plants respond more strongly to nutrients, and will displace the flower plants. So we mow and remove cuttings in order to impoverish the soil, which will encourage profuse flowering. The right mowing time depends on our goal. The timing and frequency of mowing also depends on the soil type and the nutrient levels in the soil.

## Patience!

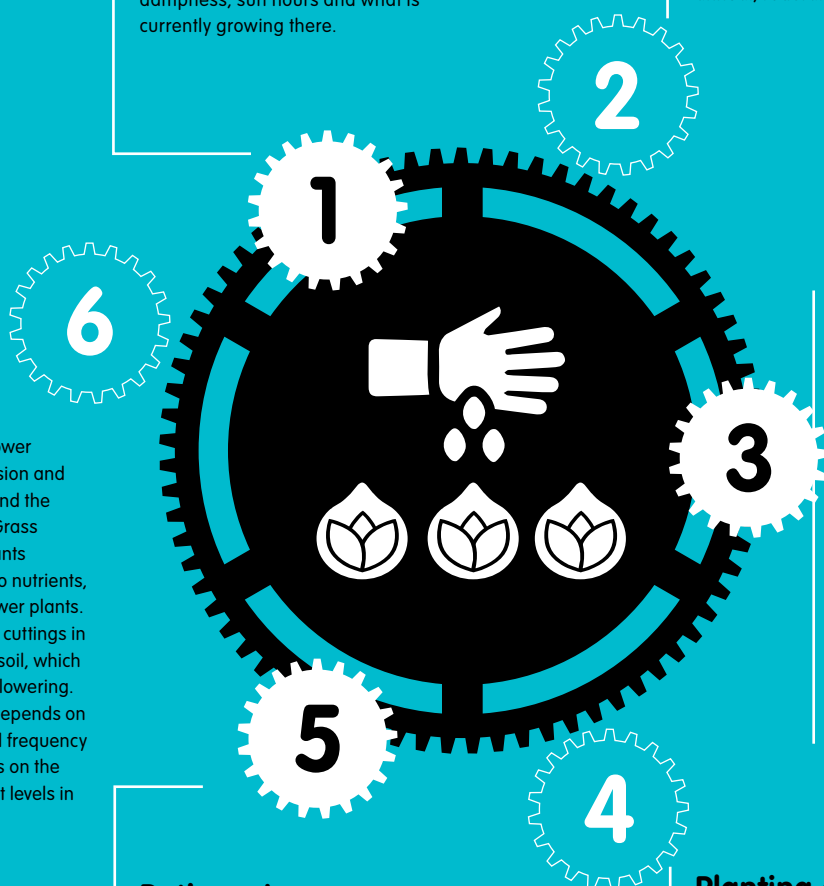
It is important that you manage expectations in order to fulfil everyone's expectations. Good things take time. A sustainable flower meadow needs time to develop. Wildflower seeds often need specific conditions in order to germinate. Nature is patient - now we need to be too!

## Planting and sowing

The bulbs and seeds can be planted simultaneously during the autumn. In the subsequent year the bulbs will create a flower-filled spring straightaway. Depending on the flower seeds that you have selected, the meadow will develop over the months and years that follow.

## Soil preparation

In order to achieve the best possible result, the old vegetation (usually grasses and ungerminated seeds in the soil) must be disrupted/removed as much as possible. This can be done by rotavating and then hoeing/removing developing vegetation (artificial seedbed). Or by removing the top layer of vegetation using a special machine.



A flower meadow that provides food and habitat for insects over a long season.



# Roadside verges: nature with the Wow factor!

Green verges and greenery along roads are an important part of your public green spaces in any municipality or town. They can be used to help rainwater infiltrate the soil. They can absorb fine particles to a limited extent, and they are not fertilised or treated with pesticides. You will also find a wealth of wildlife in some roadside verges. The flowering plants, grasses and herbs attract lots of insects in search of shelter and food. The insects, in turn, attract spiders, birds, small mammals, amphibians and reptiles. The verges act as corridors for animals and plants to move from one nature area to another. Early mowing of all verges is not necessary.

## Connecting verges

Roadside verges form strips of green throughout the landscape, connecting different natural areas. Planting these green strips with flowering bulbs will provide the "wow factor" for passers-by. With the right choice of bulbs, you will also provide an energy stop for the first pollinators, such as wild bees.


Many of these bulbs reproduce by seed and new bulbs, and they have the best chance of maturing and reproducing in a newly mowed verge. Bulbs include grape hyacinths (*Muscari*), *Scilla siberica*, *Chionodoxa*, narcissi and wild tulips. Verver Export can plant flower bulbs by machine in many types of roadside verges. Plant more or fewer bulbs per square metre, depending on the desired effect.

If the soil is heavy and stony, we recommend that you first till the area to be planted. The bulbs will then have a better chance of starting in the autumn and first spring. They won't have to compete with tough turf, and they will get enough oxygen compared to standard soil that may be compacted. The advantage of this is that you can also immediately sow flower and herb seed mixtures to ensure more flowering plants during the summer months. If you don't sow anything, you will find that many flower and herb seeds are often present in the soil, and the tilling process will stimulate them to germinate.

## Ecological roadside management plan

For traffic safety, it is sufficient to mow to ensure viewing angles remain unobstructed, and to keep traffic signs clear if they are in danger of being overgrown. More mowing means unnecessary spending and is also harmful for nature. To increase the biodiversity of the grassy and herbaceous vegetation in the verges, adjust the timing of mowing according to the vegetation present. Grass cuttings should be removed to give the flowering plants more room to grow.

Flail mowers crush plant material as well as all insects, eggs, pupae, caterpillars and other creatures that live on the plants. It then becomes virtually impossible for insects to reproduce on the verge. More reasons to only mow once in summer (from 15 June) and once in late summer (after 15 September). The grass cuttings must always be collected and disposed of within 10 days. It is even better if it is mowed in phases, so that some sections remain unmown. For safety reasons, it may be necessary to mow the edge near the road earlier and more regularly.









## **The guaranteed bestsellers!**

It is often said that one can't argue about taste. But if mixtures from our range sell well throughout Europe, we can nonetheless conclude that they're a hit and suit many different tastes.

The bestsellers all fall within one or more other application groups within this catalogue, but have ended up in this category as a result of their sales success. Will you be an ambassador for one of our stars too?





11142



## 'Prima Anancy-le-Vieux' ©

For all customers who think that the tulip mainly serves to announce the arrival of spring!  
Colourful and dynamic: a safe choice and highly recommended.

Flowering starts with narcissi, quickly followed by early tulips. Later-flowering tulips complete the spectacle of colour.

**Zones**  
**Machine**

1,2,3



**Character of kits**

Mixture of 2 types with  
1.000 flower bulbs

**Stripes**  
**Contiguous area**  
**Country style**  
**Horticulture style**  
**Flowering time**  
**Durability**

✓  
✓  
30 / m<sup>2</sup>  
75 / m<sup>2</sup>  
8 weeks  
till 7 years









11529



## 'Prima Asnières-sur-Seine' ©

However you plant it, this mixture of narcissi and tulips produces a fabulously cheerful effect. The narcissi kick off proceedings with fresh shades, after which a warm blanket is rolled out across your verges and parks.

A combination in which tulips play the starring role. We have been testing individual varieties on sandy and clay soils under grass for years. This enables us to make the right choice from the enormous range of tulips for our mechanically planted mixtures.

<b>Zones</b>	1,2
<b>Machine</b>	 
<b>Character of kits</b>	Mixture of 2 types with 1.000 flower bulbs
<b>Stripes</b>	✓
<b>Contiguous area</b>	✓
<b>Country style</b>	30 / m <sup>2</sup>
<b>Horticulture style</b>	75 / m <sup>2</sup>
<b>Flowering time</b>	6 weeks
<b>Durability</b>	till 5 years





# 'Prima Bella' ©

A very cheerful mixture with plenty of colours and shapes. Very high performance; makes everyone happier!

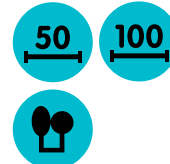
This has been one of the stars of our range for years. Partly because the selected tulips re-appear year after year. Please note: do not mow too soon after flowering.



11199

Zones  
Machine

1,2



Character of kits

Mixture of 3 types with  
1.000 flower bulbs

Stripes



Contiguous area



Country style

40 / m<sup>2</sup>

Horticulture style

80 / m<sup>2</sup>

Flowering time

8 weeks

Durability

till 5 years









11649



## 'Prima Blumberg' ©

After a photo of this mixture appeared on the cover of the catalogue, there was immediate demand for this exceptionally attractive mixture for mechanical planting.

A well-harmonised colour palette which particularly flowers in mid- and late spring. When the tulips' glory days are over, the Allium still draws the eye of passers-by.

<b>Zones</b>	1,2
<b>Machine</b>	 
<b>Character of kits</b>	Mixture of 3 types with 1.000 flower bulbs
<b>Stripes</b>	✓
<b>Contiguous area</b>	✓
<b>Country style</b>	50 / m <sup>2</sup>
<b>Horticulture style</b>	100 / m <sup>2</sup>
<b>Flowering time</b>	8 weeks
<b>Durability</b>	till 5 years







11671

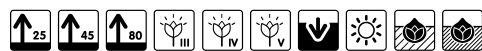


## 'Prima Classy Cocktail' ©

A classic cocktail of (multiflora) hyacinth, Narcissus and tulip with the addition of a white Allium flower.

A mixture that is very eye-catching and brings colour to special events in the spring.

<b>Zones</b>	1,2
<b>Machine</b>	<div style="display: flex; gap: 10px;"> <div style="border: 1px solid black; border-radius: 50%; padding: 5px; width: 30px; text-align: center;">50</div> <div style="border: 1px solid black; border-radius: 50%; padding: 5px; width: 30px; text-align: center;">100</div> </div>
<b>Character of kits</b>	Mixture of 4 types with 1.000 flower bulbs
<b>Stripes</b>	✓
<b>Contiguous area</b>	✓
<b>Country style</b>	30 / m <sup>2</sup>
<b>Horticulture style</b>	60 / m <sup>2</sup>
<b>Flowering time</b>	6 weeks
<b>Durability</b>	till 5 years



MP





## 'Prima Ille-et-Vilaine' ©

The white shimmer of spring sparkles here and there with a touch of red. Can be planted sparsely or densely; both options are possible. Highly recommended.

The bestsellers in this catalogue have not just been chosen because they have been selling well for years. They also earn this title by performing well in various locations and because customers can enjoy their benefits for a number of years.

<b>Zones</b>	1,2,3
<b>Machine</b>	<div style="display: flex; gap: 10px;"> <div style="border: 1px solid black; border-radius: 50%; padding: 5px; text-align: center;">50</div> <div style="border: 1px solid black; border-radius: 50%; padding: 5px; text-align: center;">100</div> </div> <div style="text-align: center; margin-top: 10px;"> </div>
<b>Character of kits</b>	Mixture of 4 types with 1.000 flower bulbs
<b>Stripes</b>	✓
<b>Contiguous area</b>	X
<b>Country style</b>	50 / m <sup>2</sup>
<b>Horticulture style</b>	100 / m <sup>2</sup>
<b>Flowering time</b>	8 weeks
<b>Durability</b>	till 5 years



11260





11320



## 'Prima Kemnather Frühling' ©

This mixture gradually transitions from creamy yellow to yellow to orange and later to red and white accents. An array of colours that stands out because of its transition and almost feels like a new planting. Resistant to wind and rain!

Highly suitable for roundabouts and verges. Can cope with gritting salt and not too tall, so that it does not obstruct road users' view.

Zones  
Machine

1,2



Character of kits

Mixture of 4 types with  
1.000 flower bulbs

Stripes

✓

Contiguous area

✓

Country style

X

Horticulture style

200 / m<sup>2</sup>

Flowering time

6 weeks

Durability

till 7 years



MP







## 'Prima Spielzeugstadt Sonneberg' ©

Colourful, cheerful and simple was the brief when putting together this bulb carpet. The strong contrasts in height, shape and colour mean that this mixture appeals to passers-by. Therefore very suitable for pedestrian areas and parks.

An attractive layered structure in which every flower looks its best. The early flowering of the Crocus and Scilla is merely a foretaste of the eruption that will follow!

<b>Zones</b>	1,2
<b>Machine</b>	 
<b>Character of kits</b>	Mixture of 7 types with 1.000 flower bulbs
<b>Stripes</b>	✓
<b>Contiguous area</b>	✓
<b>Country style</b>	50 / m <sup>2</sup>
<b>Horticulture style</b>	100 / m <sup>2</sup>
<b>Flowering time</b>	8 weeks
<b>Durability</b>	till 5 years





# 'Prima Tapis Volant' ©


Various shades of pink and purple are accentuated by red. Not an obvious choice, but Mother Nature makes a fabulous display from it.

Can be used virtually anywhere: traffic environments, parks or as sleek defining borders on important buildings.



Zones  
Machine

1,2,3



Character of kits

Mixture of 2 types with  
1.000 flower bulbs

Stripes

✓

Contiguous area

✓

Country style

30 / m<sup>2</sup>

Horticulture style

50 / m<sup>2</sup>

Flowering time

5 weeks

Durability

till 5 years



MP





## Enhancing biodiversity


Bulbs play an important role. Until recently, bulbs in public green spaces were still viewed as decoration. Now that insect levels are at worrying levels, bulbs are being seen in a different light.

A mixture of species is ideal for vigorous blooming over a small surface area. This provides a healthy ecosystem of inestimable value. After all, if the insect population is doing well, birds, hedgehogs and other insectivores will also thrive.





11677






## 'Natura Paesaggio' ©



A bulb mixture made for natural landscaping. For grassy areas where nature is left to its own devices.

Early flowering in yellow and lilac brings the first colour to large grassy areas. A real feast for bees. Sometimes the bees are so eager that they will search flowers that are still closed for an opening to nonetheless make their way inside. After about four weeks the party continues with a combination of soft yellow narcissi and blue star hyacinths.

<b>Zones</b>	2,3
<b>Machine</b>	  
<b>Character of kits</b>	Mixture of 4 types with 1.000 flower bulbs
<b>Stripes</b>	X
<b>Contiguous area</b>	✓
<b>Country style</b>	75 / m <sup>2</sup>
<b>Horticulture style</b>	150 / m <sup>2</sup>
<b>Flowering time</b>	6 weeks
<b>Durability</b>	till 10 years







11694



## 'Natura Pléneuf' ©



A very extensive mixture of no fewer than 19 different flowers. But they don't all appear at the same time: a changing display of different colours, shapes and heights appears from February until well into May/June.

Works better in an extensively maintained plot of grassland than in the disciplined lawn in front of the town hall. Please note: it starts early in the season with very short bulb crops, so the grass has to go into the winter mowed short!

**Zones** 2,3  
**Machine**



**Character of kits** Mixture of 9 types with 1.000 flower bulbs

**Stripes** X

**Contiguous area** ✓

**Country style** 50 / m<sup>2</sup>

**Horticulture style** 100 / m<sup>2</sup>

**Flowering time** 12 weeks

**Durability** till 7 years





# 'Natura Proluxa' ©



A very sophisticated combination with small flower bulb plants. Undergoes a complete metamorphosis several times during the spring.

Preferably in sandy soil and make sure that the grass has been cut short just before winter, otherwise the flowers will not stand out!



Zones  
Machine

2,3



Character of kits

Mixture of 4 types with  
1.000 flower bulbs

Stripes

X

Contiguous area

✓

Country style

100 / m<sup>2</sup>

Horticulture style

200 / m<sup>2</sup>

Flowering time

8 weeks

Durability

till 7 years



11309







11257






## 'Prima Phares Atlantiques' ©

A blue carpet brightened up by a single Narcissus. When the sun shines, hoverflies and wild bees will come and go.



Flowering period is a little shorter but for insects looking for food, it's an asset in your public greenery in the spring.

<b>Zones</b>	1,2
<b>Machine</b>	 
	
<b>Character of kits</b>	Mixture of 2 types with 1.000 flower bulbs
<b>Stripes</b>	✓
<b>Contiguous area</b>	✓
<b>Country style</b>	75 / m <sup>2</sup>
<b>Horticulture style</b>	150 / m <sup>2</sup>
<b>Flowering time</b>	4 weeks
<b>Durability</b>	till 5 years





# 'Prima Francia' ©



More suitable for wilder planting locations. Richly blooming but with natural flair. A spring meadow that will greatly appeal to most people.

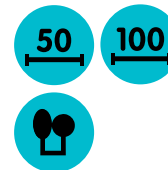
The effect of a spring meadow can be obtained by planting either a rustic or agricultural number of bulbs per square metre. Preferably plant several strips side by side in order to create a real meadow.



11395

Zones  
Machine

2,3



Character of kits

Mixture of 5 types with  
1.000 flower bulbs

Stripes

X

Contiguous area

✓

Country style

75 / m<sup>2</sup>

Horticulture style

X

Flowering time

8 weeks

Durability

till 7 years











11225



## 'Prima Gusta' ©



It's always a delight to discover them in spring - these exceptionally productive, early-flowering bulb crops. Small blue, bushy flowers that look like tiny stars. They are very inconspicuous as a plant, but still catch the eye. The plants flower early, but you do need to leave them to ripen properly afterwards. The seeds need the chance to do their work.

<b>Zones</b>	1,2
<b>Machine</b>	 
	 
<b>Character of kits</b>	Mixture of 4 types with 1.000 flower bulbs
<b>Stripes</b>	✓
<b>Contiguous area</b>	✓
<b>Country style</b>	75 / m <sup>2</sup>
<b>Horticulture style</b>	200 / m <sup>2</sup>
<b>Flowering time</b>	4 weeks
<b>Durability</b>	till 7 years







11113

## 'Prima Vera' ©



For creating wonderfully flowering lawns in the spring. Discover more than twelve different varieties including scillas, crocuses and botanical tulips, etc. Very beautiful. Consider sowing a flowering lawn to prolong flowering.

Many insects can find food in this mixture of flowering bulb crops. Ants help to disperse the seed for the long term.



Zones  
Machine

1,2,3



Character of kits

Mixture of 9 types with 1.000 flower bulbs

Stripes

✓

Contiguous area

✓

Country style

X

Horticulture style

150 / m<sup>2</sup>

Flowering time

8 weeks

Durability

till 10 years



MP



## 'Prima Zona' ©

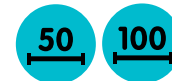


The blue and white colours are somewhat understated, but it is precisely this modesty that makes it so beautiful. Flowers well every year.

Also combines well with a seed mixture for the summer months. The Camassia flowers until May, after which the flowers from the seeds take over to keep things interesting for the insects.

Zones  
Machine

1,2,3



Character of kits

Mixture of 5 types with  
1.000 flower bulbs

Stripes



Contiguous area



Country style

50 / m<sup>2</sup>

Horticulture style


100 / m<sup>2</sup>

Flowering time

10 weeks

Durability

till 10 years



11259





Insects, especially early wild bees, love these early flowering "filling stations" that you plant in public green spaces.





## **Bloom!**

With these mixtures you can create a long spring of flowering bulbs, and obviously they will reappear for several years. Extensive maintenance is a major benefit for the long-flowering bulb mixtures. That way we can be sure that all the bulb crops will have time to develop new bulbs for the next season. But the cuttings do need to be removed, otherwise the soil will suffocate.

**Please note: not all mixtures in this category are suitable for all countries!**






11560



## 'Flora Bègles' ©

Starts with purple and blue and ends with metallic purple with *Allium atropurpureum*. In between it's a riot of yellows, whites and oranges.

Many of the Flora Kits work best if they are planted in an expanse. This creates a small flower meadow that can also be easily avoided during the first mowings in the spring.

<b>Zones</b>	1,2,3
<b>Machine</b>	<div style="display: flex; align-items: center; gap: 10px;"> <div style="border: 1px solid black; border-radius: 50%; padding: 5px; text-align: center;">50</div> <div style="border: 1px solid black; border-radius: 50%; padding: 5px; text-align: center;">100</div> </div> <div style="text-align: center; margin-top: 10px;">  </div>
<b>Character of kits</b>	Mixture of 5 types with 1.000 flower bulbs
<b>Stripes</b>	X
<b>Contiguous area</b>	✓
<b>Country style</b>	75 / m <sup>2</sup>
<b>Horticulture style</b>	150 / m <sup>2</sup>
<b>Flowering time</b>	10 weeks
<b>Durability</b>	till 7 years



MP









# 'Flora Livry-Gargan' ©

You're bound to be familiar with them: seeded flower carpets in summer. 'Flora Livry-Gargan' creates a similar experience, but in the spring. From March to July there's always something flowering!

Spectacular as a results of the large number of Dutch Irises. But this is a special selection of Irises that flower earlier, so at the same time as the Alliums. **Only suitable for France.**

Zones	2,3
Machine	 
	
Character of kits	Mixture of 6 types with 1.000 flower bulbs
Stripes	✓
Contiguous area	✓
Country style	X
Horticulture style	100 / m <sup>2</sup>
Flowering time	12 weeks
Durability	till 7 years



11381



# 'Flora Nature' ©



This mixture does not start particularly early but offers an extra-long display thanks to the addition of an Allium. No small flowers but a full array of larger flowers. Easy for road users to see alongside roads and paths.



Zones  
Machine

2,3



Character of kits

Mixture of 3 types with  
1.000 flower bulbs

Stripes



Contiguous area



Country style

50 / m<sup>2</sup>

Horticulture style

100 / m<sup>2</sup>

Flowering time

12 weeks

Durability

till 5 years



11317




# Maintenance

Two things are important in the management plan for mechanically planted bulbs:

## 1. Mowing



Inform your mowing team that they can only mow when the bulbs' leaves have turned yellow.



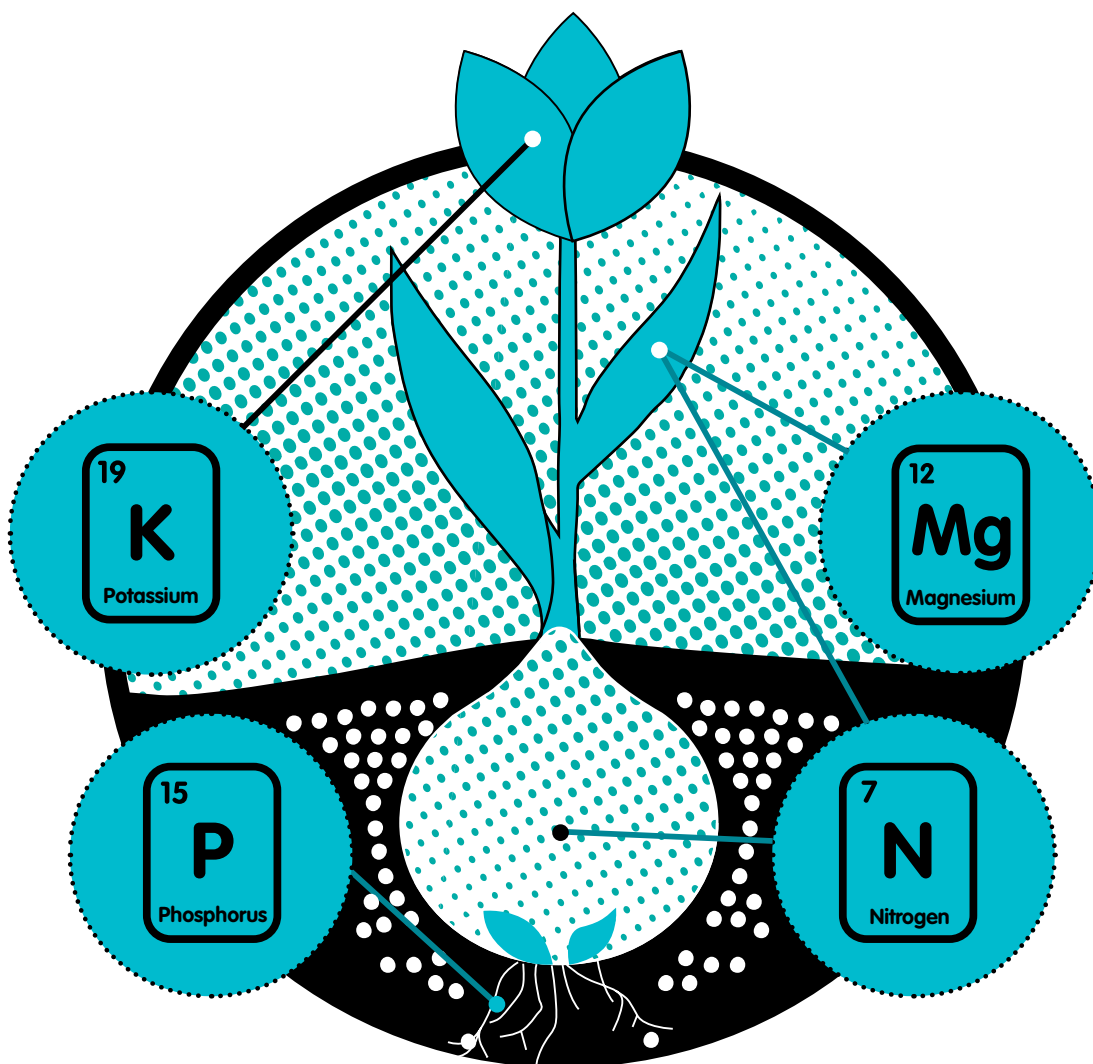


## 2. Fertilising bulbs



We get a lot of questions about feeding bulbs that are planted in grass. Should you feed? What should you feed with? We

believe that two questions are the most important: why and when should you feed bulbs in grass?



### Why?

When they are planted in the autumn, bulbs have enough reserves stored in the bulb to be able to complete one growing and flowering cycle. You therefore mainly feed bulbs in grass in order to get flowers in subsequent years as well, and preferably as many as possible.

Feeding with a standard NPK for lawns has the wrong effect. The grass will grow faster, which is precisely what you don't want in the most common locations for mechanically planted bulbs. The fertiliser must therefore particularly help produce the new flowers in the following year. You should therefore use an organic fertiliser with little Nitrogen and Phosphorus but more Potassium. This encourages profuse flowering.

### When?

Most bulbs produce their offspring during the period from sprouting to dieback of the foliage, and then particularly in the second part of this period. The fertiliser must therefore be sufficiently available during that time. So there is only one correct time to feed bulbs in grass: when the first shoots from the bulbs emerge above the grass. Most organic fertilisers remain available to the plant for absorption for 3 months. That is precisely the period from sprouting to dieback for bulbs.





# Green Network Initiatives

Across Europe, local, regional and national (public) green initiatives are emerging to meet the Green Deal targets set by the European Union.

The green network is intended to ensure that rural nature is connected to the heart of towns and villages. We've highlighted a few of the initiatives!



## NL - Operatie Steenbreek (Organisation encouraging removing paving)

The Dutch Steenbreek foundation is a knowledge and networking organisation that offers support for the sustainable greening of our living environment. It is important to avoid unnecessary paving in both private and public areas. The foundation works together with participating municipalities, provinces, water boards, project developers, housing associations, knowledge and educational institutions and other relevant social organisations.

### National campaign: Dutch Paving Swap Championships

The Dutch Paving Swap championships will be held throughout the Netherlands from 30 March to 30 September. Everyone can take part by replacing paving with greenery in their own (front) garden. In 2021, a total of 1.556.919 paving slabs were removed in the Netherlands. Residents can also submit photos of the paving stones that have been removed and replaced with greenery, and this will count toward the municipality's score. There is a dedicated website that keeps track of which of the 80 participating municipalities have removed the most paving slabs.







## DE – GreenRoofPLUS - financing programme Berlin

Two years after the launch of Berlin's green roof financing programme, the Berlin Senate Department for the Environment, Transport and Climate Protection and IBB Business Team GmbH have reached a positive conclusion: thanks to the Green Roof Plus financing programme, more than 3.000 square metres of additional green space has already been planted on Berlin's roofs – and around 7.000 more are in progress. After a cautious start, the number of applications is now higher than planned. The climatic benefit of the green roofs is the cooling effect caused by water evaporation. A green roof can retain 60% to 80% of the rain that later evaporates. At the same time, a green roof heats up only 10° C to 20° C compared to an unplanted roof, which can heat up to more than 50° C. Green roofs are therefore an effective and sustainable climate adaption measure.



## FR - A breath of fresh air in the densely populated city

The 5.600 m2 Truillot Garden in Paris connects two major roads in the 11th arrondissement: the Richard-Lenoir and Voltaire boulevards. Designed by landscape architects Marie-Odile Ricard and Jean-Marc Le Névanic, the garden has a beautiful view of Saint-Ambroise Church and its square. It is built in the style of a wide promenade and connects these two major roads while offering the peace and quiet of the garden, day and night: the garden is open 24 hours a day.

The garden was designed with an ecological approach in mind. To promote biodiversity, the entrance on the Richard-Lenoir side provides a rich backdrop to the surrounding wetland. Using a circular economy approach, the tree trunks cut in Paris are reused in a playful meadow. On the piece of land adjacent to the Boulevard Voltaire, an expansive lawn has been set aside with flowering fallow land, vines and fruit trees, to introduce walkers to urban agriculture.





# SUSTAINABLE

The need for more sustainable planting is increasing. Together with our growers, Verver Export has developed perennial bulb concepts for public green spaces.

**THIS PART OF THE VERVER EXPORT SALES PROGRAMM IS NOT AVAILABLE FOR NORWAY AND SWEDEN.**





Perennials and bulbs are important for biodiversity in public green spaces. Developed and tested in different conditions!





# Colourful, hardy and low maintenance planters!

A recent study found that green spaces with perennial plants costs less than green spaces that require maintenance. Verver Export's Tram Robuste concepts demonstrates that after the first year, the maintenance costs of the planting beds are lower than the costs of regular grass cutting throughout the season. The investment costs may be higher in the first year, but you will recoup them over the next ten years. And the result also looks nicer.

## TRAM ROBUSTE

A selection of perennials that spread very quickly and various bulbs that bloom in spring.

**6m<sup>2</sup> → 48 perennials  
± 300 bulbs**

### The Trams are amazingly reliable!

Thanks to the Tram Robuste method, perennials can play an important role in green areas:

- More attractive green spaces, both visually and functionally
- Planting in residential areas, businesses and organisations, and parks
- Plants that require little maintenance
- Low management costs

### Possible applications

- Attractive roadside planting
- Hard-to-reach and hard-to-maintain
- Border planting
- Wood blocks
- Parking places
- Cemeteries
- Business areas





## Tram Robuste:

Selection of perennials that grow very quickly!  
The solution to unwanted plant growth.

### Planting instructions for perennials

- Clear the soil of root weeds
- Soil preparation/improvement
- Humus content 5,5; if < 5, improve the soil quality!  
Be especially careful with sandy soil!
- pH level 5,5
- Planting distance / 8 plants per m²!!!
- Plant at the right time, depending on the climate zone and local conditions
- Water immediately after planting



### Maintenance

- Weed the first year, not hoe!
- Remove litter lying around
- Don't prune the plants back in winter
- Leave dead leaves
- Sporadic weeding in the previous year
- Plant empty areas as needed
- Depending on the soil type, watering may be necessary during severe drought



### Planting instructions for flower bulbs

- Plant the bulbs in the autumn\*
- Sprinkle bulbs between the perennials
- Plant the bulbs where they fall (to a depth of about twice the height of the bulb)
- Watering after planting is recommended in dry conditions

*\* If your plants are delivered in the spring, you will receive the bulbs the following autumn!*





29414

**'Andromeda'®**

Very suitable as a planting box filler in greenery for traffic guidance such as on roundabouts. Transmits colour very slowly in the summer.

Plants used: Sedum



29414

29401

**'Aquarius'®**

Perhaps the longest-flowering blue Geranium there is at the moment. Adapts quickly, making it excellent for weed control.

Plants used: Geranium



29401

29402

**'Big Bang'®**

Very strong plant. Suitable as a plant filler for use in traffic solutions. But also in locations where pedestrians often cut corners...

Plants used: Rudbeckia



29402



29403

29403

**'Comet'®**

Very low maintenance due to excellent groundcover growth. Also grows in some shade and can even tolerate some drought.

Plants used: Aster

29405

**'Fusion'®**

A sturdy and strong plant with large, rough leaves. Fast growing and suitable for both sunny and shady spots. Thrives best in humus-rich soil.

Plants used: Symphytum

29423

**'Luna'®**

A beautiful decorative grass that changes colour from green to yellow during the summer months. Doesn't overgrow, but has nice upright growth in clumps.

Plants used: Deschampsia



29405

29411

**Duo 'Mars'®**

The strength of the robust Rudbeckia combined with more accent plants makes this concept visually more exciting. Salt tolerant.

Plants used: Rudbeckia, Pennisetum



29411

29579

**Trio 'Neptunus'®**

A robust concept of plants for more dry conditions. Less common as a mono plant, but very attractive in this combination of three. Less suitable for along roadsides.

Plants used: Verbena, Eryngium, Anaphalis

29418

**Trio 'Pioneer'®**

A combination of three strong mono concepts for customers who don't plan their own designs. A blue carpet with heavy accents of yellow and waving plumes in the autumn. Plants used: Nepeta, Rudbeckia, Pennisetum



29423

29525

**Trio 'Ranger'®**

The violet-blue colour is essential in the combination of three perennials. But what is particularly striking is the enormous number of flowers that pack together in one planting bed. Plants used: Geranium, Kalimeris, Aster





29579



29573

**29573**  
**'Scorpio'®**

Beautiful deep purple Salvia that flowers early in the summer. Beautiful to combine planting beds with Tram Robuste 'Luna' or 'Sirius', which flowers a little later in summer and autumn.

Plants used: Salvia

**29408**  
**'Sirius'®**

An ornamental grass with dark green leaves that flowers on average a bit earlier than most of its other varieties. Plume-shaped inflorescence on thin flower stems that dry out nicely.

Plants used: Pennisetum



29418



29408

**29410**  
**'Solar'®**

Low, bushy perennial with grey-green leaves. Grows low and closed making it suitable for planting areas that need unobstructed visibility.

Plants used: Nepeta

**29409**  
**'Universe'®**

Vigorous, bushy Persicaria, lower than others in the family but equally vigorous and abundantly flowering. The leaves are narrow and oval shaped with an elegant long tip, green.

Plants used: Persicaria

Each  
Tram Robuste  
**6m<sup>2</sup>**



29525



29410



29409






# The right plant in the right place!

Many factors should be considered when creating a perennial border for public green spaces. The main basic principles are determined by the following questions:

**A** What are the ground conditions like?

**B** How would you like the border to eventually look and how much maintenance is required?

**C** What knowledge and experience does the landscaping team have?



## Location

Creating low maintenance conditions is the main goal for green spaces. As with any creation, it's essential to plant the right plant in the right place.

The location characteristics to consider are:

- Lighting conditions
- Humidity
- Drainage, muddiness in winter
- Soil type
- Humus content
- Soil fertility
- Soil pH
- Salt
- Wind (possibly salty sea wind)
- Plants in the area
- Presence of diseases (in the soil) and pests
- Presence of weeds



## Maintenance

If a city or municipal council has experienced, well-trained landscaping staff, it's possible to create a natural park and borders. Maintenance is often increasingly left to less qualified and inexperienced personnel. If this is the case, it is easier if the borders are square with one variety planted at a time.





A good long-term investment with relatively little maintenance. Who wouldn't want that?



# TRAM VIVAS



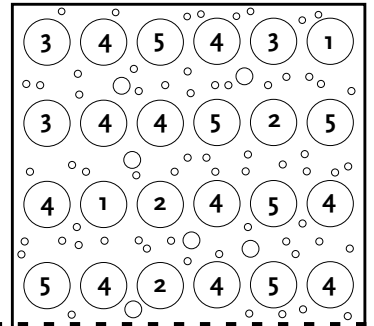


## TRAM VIVAS

9M<sup>2</sup> (5M X 1,8M)

### This concept consists of

- 72 perennials in 9 cm Ø pot
- 1 pack of spring flowering bulbs (perennial)
- 1 pack of summer flowering bulbs (perennial)





# Tram Vivas

## The indispensable herb for your borders in green zones

The Tram Vivas range from Verver Export is eye-catching because of the carefully composed combinations of bulbs and perennials. They definitely add something extra. From early spring to early winter, your planting area will change colour with the changing of the seasons. The bulbs give an extra dimension and a surprising touch to your planting.

### The benefits of perennial plants and bulbs

Perennial plants and bulbs have several characteristics that make them perfect for green spaces.

#### The main advantages of perennial plants:

- They are perennial herbaceous plants that overwinter with their roots and grow again in the spring. They are planted as young plants and can then stay in one place for many years.
- They usually reproduce by vegetative propagation, either underground or above ground. This means they fill an area quickly and are less likely than annual plants to spread where they are not wanted.
- Perennials grow into a nice compact plant in the first year and have great ornamental value. Woody plants take much longer to do this.
- Perennial plants don't develop as quickly as annuals and therefore require less nutrients.

#### Selection criteria for Tram Vivas

- 5-7 different perennials with sturdy growth
- Hardy and disease resistant
- Closed vegetation within a year
- High decorative value
- Sufficient quantities of perennial bulbs
- Lifespan of perennials at least 5 years



# TRAM VIVAS



29549



29630



29624



29621

Each  
Tram Vivas  
**9m<sup>2</sup>**



29558





29534



29507



29627



29543

29549

**'Annette'®**

'Annette' is the most colourful variety in our Tram Vivas series. The primary colours change during the flowering period. The plants have a slightly more tangled habit and the flowers grow in an overlapping pattern.

29630

**'Christa'®**

This combination is notable for the deep red accent of the Heuchera and the bright grey foliage of the Artemisia. The flowering starts early in the season with Salvia and ends in autumn with Anemone and Kalimeris. A dense planting due to the Salvia and Kalimeris in particular.

29624

**'Esmeralda'®**

A combination of perennials with many different foliage shapes and flowers in warm tones. The light accent of Pycnanthemum is continued in spring and summer with the flower bulbs. Lots of flowers!

29558

**'Leonieke'®**

'Leonieke' is a strong concept with a bit more colour contrast and five totally different flower shapes. Spring has a strong pink/lilac accent due to the spring bulbs, and the summer brings a totally different look.

29621

**'Pippi'®**

A bright collection of plants and bulbs that together make a dense planting. Cheerful to look at and also attractive for bees and butterflies. The perennials start flowering early with Geum and end in autumn with Sedum and Rudbeckia.

29534

**'Sandra'®**

'Sandra' provides a purple-violet blaze of colour through leaves and flowers. Every moment in the growing season has its charms as the flower shapes and flowering alternate at a rapid pace. In midsummer, a beautiful, varied and particularly full planting bed is then revealed.

29507

**'Sophie'®**

'Sophie' is characterised by warm orange and red tones and reaches a maximum height of 60 cm. Particularly suitable for planting beds at traffic junctions where good visibility for road users is essential.

29627

**'Tessa'®**

A combination for all seasons! Colours and shapes in one concept with nice surprises to discover in every season. Robust plants such as Sedum and Nepeta alternate with graceful plants such as Lavatera and Astilbe.

29543

**'Titia'®**

'Titia' unfolds numerous shades of white in spring, which soon stand out against a carpet of blue. When summer sets in, the variety of colours changes to white-purple. On rich loamy soils, the planting gains height more quickly. Excellent for roundabouts and shopping districts.





# SUCCESS WITH TRAM VIVAS!

The influence of the soil (type of soil), its acidity and organic matter content plays an important role in the choice of perennials in your planting plan, your fertilisation plan and any soil improvement measures you take. Verver Export makes it simple for you!

## SOIL & SOIL TYPE

The most important parameter of a soil is its texture. This refers to the most important fraction of the various soil particles found in that particular soil. The main fractions are: sand, loam and clay.

The particle size of the grains present is of decisive importance in giving a soil its texture class.

Texture = ratio between the different sizes of soil particles

## We use the following texture classification:



**Sand:** particles between 2 mm - 0.05 mm  
à good drainage, poor sorption

- Grainy between the fingers
- Visible



**Loam:** particles between 0.05 and 0.002 mm

- Smooth between the fingers
- Individual grains no longer visible



**Clay:** particles smaller than 0.002 mm à poorer drainage, good sorption

- Soapy between the fingers
- Individual grains no longer visible

## The following soil types are generally distinguished:

### CLASS SAND



coarse **sand**  
fine **sand**  
loamy **sand**

### CLASS LOAM



light **sandyloam**  
**sandyloam**  
light **loam**  
**loam**

### CLASS CLAY



**clay**  
heavy **clay**

## TIP



Adapt your perennial concept to the prevailing soil type, acidity and organic fraction!

The soil type determines to a large extent 2 parameters that are of exceptional importance for plant growth and whose target zone depends on the soil type:

- the degree of acidity (represented by the pH)
- the organic fraction (represented by the humus content)



## The degree of acidity

The degree of acidity (pH) is a measure of the presence of free hydrogen ions in the soil. The more free hydrogen ions in the soil, the lower the pH and thus the more acidic the soil. If few free hydrogen ions are present, the pH increases and the soil is more alkaline. If the soil is (too) acidic, the pH can be increased by adding lime.

The pH of a soil is extremely important for various processes in the soil, which directly and indirectly determine the growth of ornamental plants.

Thus, the pH is important for, among other things:

- the soil structure
- the composition of soil life
- the increased fixation and thus difficult availability of certain nutrients
- the increased solubility and therefore increased availability or even flushing of certain nutrients.

The target pH depends on the soil texture. Therefore, it is very important to know the acidity of the soil!

TARGET ZONE PH (VALUES FOR LIME-NEUTRAL PLANT SPECIES)		TEXTURE	C-NUMBER	HUMUSNUMBER (= C X 1,72*)
Fine sand	5,2 – 5,7	Fine sand	1,8 – 2,8	3,1 – 4,8
Coarse sand	5,2 – 5,7	Coarse sand	1,8 – 2,8	3,1 – 4,8
Loamy sand	5,4 – 5,8	Loamy sand	1,8 – 2,8	3,1 – 4,8
Light sandyloam	5,7 – 6,1	Light sandyloam	1,2 – 1,6	2,1 – 2,8
Sandyloam	6,1 – 6,5	Sandyloam	1,2 – 1,6	2,1 – 2,8
Light loam	6,3 – 6,9	Light loam	1,2 – 1,6	2,1 – 2,8
Loam	6,6 – 7,1	Loam	1,4 – 2,4	2,2 – 3,8
Clay	7,0 – 7,1	Clay	1,6 – 2,6	2,6 – 4,5

The amount of lime that needs to be spread to neutralise overly acidic soils depends on the soil texture, the measured pH and the intrinsic acid-binding value of the chosen lime fertiliser.

### TIP

Never lime by feel; you can ruin the soil!

Also know that the use of (especially) chompost and (to a lesser extent) composts (strongly) deacidify the soil. Especially acid-loving plant species such as Rhododendrons can get into trouble as a result (leaf yellowing due to iron and/or manganese deficiency).

## The humus fraction of soil

Humus is the residual product of the decomposition process of organic material such as farmyard manure, compost, leaf litter, dead roots, dead animal organisms and so on. The bacterial decomposition of all these organic substances into humus continually releases nutrients that become available to the plants. In the end, a residual product is formed that is difficult to digest, which we call humus. The humus will decompose slowly (over several decades).

Perennials are sensitive to the humus content of the soil. Perennials which require poor soil but are planted in rich soil will grow strongly, but will hardly flower. Perennials which require rich soil but are placed on low humus will grow scarcely, remain pale and form small flowers (or none at all) prematurely.

### TIP

Choose your plant concept on the basis of the prevailing humus condition. If the humus content is really too low, add extra organic material to the soil (compost, soil improver). Humus content too high - then sanding can be considered.



# TRAM PRAIRIE

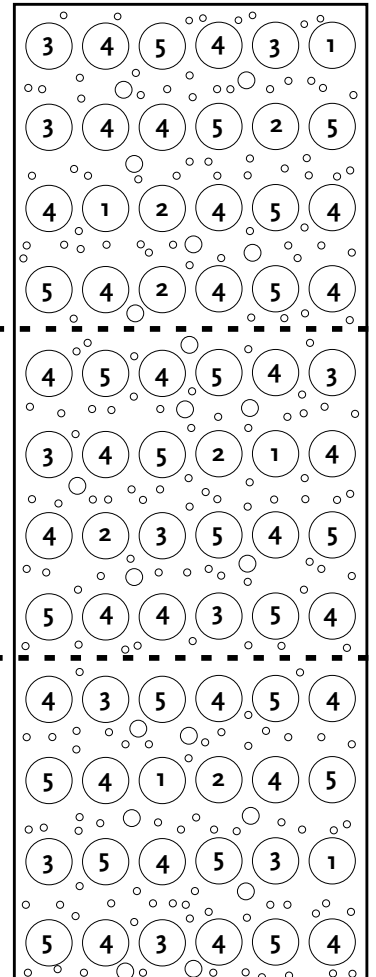


## TRAM PRAIRIE

9M<sup>2</sup> (5M X 1,8M)

### This concept consists of

- 72 perennials in 9 cm Ø pot
- 1 pack of spring flowering bulbs (perennial)
- 1 pack of summer flowering bulbs (perennial)





# Tram Prairie drought-resistant planting

When we talk about climate change, the emphasis is usually on the fact that it will get warmer on average because of more CO2 in the atmosphere. That's true, but in recent years we are experiencing other consequences, such as periods of drought, heat and torrential rain. This in turn affects the choice of our range of plants for in public areas.



Drought-tolerant plants are more suited to survive longer dry periods and use less groundwater. Although all climate scenarios show an average increase in winter temperatures, these plantings must also be frost resistant. Mediterranean planting may not be appropriate without some thought!

Choosing plants that are adapted to future weather conditions will help to keep maintenance needs low.

## Key considerations for Tram Prairie planting:

- Plant choice is not the only way to cope with a heat wave. Good design of planting areas is just as important. Good soil quality, containing enough organic matter or clay, helps to retain water for longer.
- Working with sufficiently large planting beds or containers gives plant roots a larger volume to draw water from.
- Proper drainage in case of flooding.
- Most drought-resistant plants are also sun-loving. Don't plant them in a shady location.

## Tram Prairie selection criteria

- 4-7 different perennials
- Drought tolerant
- Hardy and disease resistant
- Closed vegetation within a year
- Perennial flower bulbs
- Minimum 5-year lifespan of perennials



# TRAM PRAIRIE



Each  
Tram Prairie  
**9m<sup>2</sup>**

## 29651 'Blackfoot'®

This concept has an enchanting appearance due to the shades and structure of the leaves. Fills the space well, keeping weeds to a minimum.



## 29648 'Comanche'®

Flowery with a natural appearance. Yarrow plays an important role in early summer, after which the other plants take over.



## 29636 'Hiawatha'®

A voluminous concept with foliage tones in grey and green. Richly flowering from early to late in yellow and blue. With accent colour orange/red with flower bulbs.

























**FLOWERING SEASON**

II III III IV IV V V VI

'White Lady'	111								
'White Lion'	88								
'Winter Waltz'	86								
'Yellow Cheerfulness'	88								

**HYACINTHS**

'Amore'	80								
'Apricot Passion'	81								
'Aqua'	80								
'Bestseller'	80								
'Blue Jacket'	81								
'Blue Star' prepared	82								
'Blue Tango'	81								
'China Pink'	81								
'City of Haarlem'	80								
'Crystal Palace'	81								
'Dark Dimension'	81								
'Delfts Blue'	80								
'Don Leon'	81								
'Fondant'	80								
'Gipsy Queen'	80								
'Jan Bos'	80								
'Jan Bos' prepared	82								
'Miss Saigon'	80								
'Miss Saigon' prepared	82								
Multiflora blue	81								
Multiflora mixed	81								
Multiflora pink	81								
Multiflora white	81								
'Pallas'	80								
'Peter Stuyvesant'	80								
'Pink Pearl'	80								
'Pink Pearl' prepared	82								
'Purple Dream'	80								
'Silvester'	81								
'Splendid Cornelia'	80								
'Top Hit'	81								
'White Fleur'	81								
'White Pearl' prepared	82								
'Woodstock'	80								
'Yellow Queen'	81								

**CROCUSES**

angustifolius	84								
chrysanthus 'Ard Schenk'	84								
chrysanthus 'Blue Pearl'	84								
chrysanthus 'Cream Beauty'	84								
chrysanthus 'Fuscotinctus'	84								
chrysanthus 'Gipsy Girl'	84								
chrysanthus 'Goldilocks'	84								
chrysanthus 'Orange Monarch'	85								
chrysanthus 'Prince Claus'	85								
chrysanthus 'Romance'	85								
'Flower Record'	84								
'Grand Maître'	84								
'Jeanne d'Arc'	84								
'King of the Striped'	84								
korolkowii	85								
'Remembrance'	84								
sieberi 'Firefly'	85								
sieberi 'Spring Beauty'	85								
sieberi 'Tricolor'	85								
tommasinianus 'Barr's Purple'	85								
tommasinianus roseus	85								
tommasinianus 'Ruby Giant'	85								
'Vanguard'	84								
'Yalta'	84								
'Yellow'	84								

**OTHER BULBS**

Allium aflatunense	95								
Allium aflatunense 'Purple Sensation'	95								
Allium atropurpureum	95								

**FLOWERING SEASON**

II III III IV IV V V VI

Allium caeruleum	95								
Allium cristophii	95								
Allium 'Early Emperor'	95								
Allium giganteum	95								
Allium 'Gladiator'	95								
Allium 'Globemaster'	95								
Allium 'Graceful'	95								
Allium 'Green Drops'	95								
Allium 'Hair'	95								
Allium 'Little Dean'	95								
Allium 'Mercurius'	95								
Allium 'Metallic Shine'	95								
Allium 'Miami'	95								
Allium mixed	96								
Allium moly	96								
Allium 'Mount Everest'	96								
Allium nigrum	96								
Allium 'Purple Rain'	96								
Allium schubertii	96								
Allium 'Silver Spring'	96								
Allium sphaerocephalon	96								
Allium 'Summer Drummer'	96								
Allium triquetrum	96								
Allium tuberosum	96								
Allium 'White Empress'	96								
Allium 'White Giant'	96								
Amaryllis 'Apple Blossom'	107								
Amaryllis 'Chico'	107								
Amaryllis 'Fantasy'	108								
Amaryllis 'Flamenco Queen'	108								
Amaryllis 'Gervase'	108								
Amaryllis 'Minerva'	108								
Amaryllis 'Mont Blanc'	108								
Amaryllis 'Orange Sovereign'	108								
Amaryllis 'Papillon'	108								
Amaryllis 'Pink Rival'	108								
Amaryllis 'Red Lion'	108								
Amaryllis 'Rilona'	108								
Amaryllis double 'Aphrodite'	108								
Amaryllis double 'Benfica'	108								
Amaryllis double 'Dancing Queen'	108								
Amaryllis double 'Double King'	108								
Amaryllis double 'Elvas'	108								
Amaryllis double 'Marilyn'	108								
Amaryllis trumpet 'Estella'	108								
Anemone blanda blue	97								
Anemone blanda 'Charmer'	97								
Anemone blanda mixed	97								
Anemone blanda 'White Splendour'	97								
Anemone De Caen	96								
Anemone De Caen bicolor	96								
Anemone De Caen 'Hollandia'	96								
Anemone De Caen 'Mr. Fokker'	97								
Anemone De Caen 'Sylphide'	97								
Anemone De Caen 'The Bride'	97								
Anemone St. Brigitte	97								
Arum italicum	97								
Bellevalia pycnantha	97								
Bellevalia pycnantha 'Green Pearl'	97								
Camassia cusickii	97								
Camassia leichtlinii 'Alba'	97								
Camassia leichtlinii 'Blue Melody'	97								
Camassia leichtlinii 'Caerulea'	98								
Camassia leichtlinii 'Pink Stars'	98								
Camassia leichtlinii semiplena	98								
Camassia quamash	98								
Chionodoxa forbesii 'Blue Giant'	98								
Chionodoxa forbesii 'Pink Giant'	98								
Chionodoxa luciliae	98								
Chionodoxa luciliae 'Alba'	98								
Chionodoxa sardensis	98								
Corydalis solida	99								
Corydalis solida 'Beth Evans'	99								



**FLOWERING SEASON**

II III III IV IV V V VI

Corydalis solida 'Purple Bird'	99									
Cyclamen coum	99									
Cyclamen hederifolium	99									
Cyclamen hederifolium 'Album'	99									
Dichelostemma congestum	99									
Dichelostemma ida-maia	99									
Dracunculus vulgaris	99									
Eranthis hyemalis	99									
Eremurus bungei	99									
Eremurus robustus	99									
Eremurus ruyter 'Brutus'	99									
Eremurus ruyter 'Cleopatra'	99									
Eremurus ruyter 'Emmy Ro'	100									
Eremurus ruyter 'Image'	100									
Eremurus ruyter 'Oase'	100									
Eremurus ruyter 'Romance'	100									
Erythronium 'Pagoda'	100									
Freesia mixed	100									
Fritillaria aureomarginata	100									
Fritillaria 'Early Fantasy'	101									
Fritillaria 'Early Passion'	101									
Fritillaria 'Early Sensation'	101									
Fritillaria hermonis armana	100									
Fritillaria imperialis 'Aurora'	100									
Fritillaria imperialis 'Garland Star'	100									
Fritillaria imperialis 'Lutea'	100									
Fritillaria imperialis 'Rubra'	100									
Fritillaria imperialis 'Sunset'	100									
Fritillaria 'Ivory Bells'	100									
Fritillaria meleagris	101									
Fritillaria michailovskyi	101									
Fritillaria persica	101									
Fritillaria persica 'Green Dreams'	101									
Fritillaria persica 'Purple Dynamite'	101									
Fritillaria persica 'Twin Towers Tribute'	101									
Fritillaria raddeana	101									
Fritillaria Rascels 'Bach'	101									
Fritillaria Rascels 'Beethoven'	101									
Fritillaria Rascels 'Chopin'	101									
Fritillaria Rascels 'Red Beauty'	102									
Fritillaria sewerzowii	101									
Fritillaria uva-vulpis	101									
Galanthus elwesii 'Mount Everest'	102									
Galanthus nivalis	102									
Galanthus nivalis 'Flore Pleno'	102									
Galanthus nivalis 'Viridi-apice'	102									
Gladiolus byzantinus	102									
Gladiolus byzantinus 'Whistling Jack'	102									
Hyacinthoides hispanica blue	102									
Hyacinthoides hispanica 'Dainty Maid'	102									
Hyacinthoides hispanica 'Excelsior'	102									
Hyacinthoides hispanica mixed	102									
Hyacinthoides hispanica pink	102									
Hyacinthoides hispanica white	102									
Hyacinthoides hispanica 'White City'	102									
Hyacinthoides non-scripta	103									
Ipheion uniflorum	103									
Ipheion uniflorum 'Alberto Castillo'	103									
Ipheion uniflorum 'Charlotte Bishop'	103									
Iris 'Apollo'	103									
Iris 'Blue Magic'	103									
Iris 'Casablanca'	103									
Iris danfordiae	104									
Iris 'Eye of the Tiger'	103									
Iris magnifica	104									
Iris mixed	104									
Iris 'Pink Panther'	104									
Iris reticulata 'Harmony'	104									
Iris reticulata 'Natasha'	104									
Iris reticulata 'Pauline'	104									
Iris 'Silvery Beauty'	104									
Iris 'Strongold'	104									
Iris 'Telstar'	104									

**FLOWERING SEASON**

II III III IV IV V V VI

Ixia mixed	104									
Ixia paniculata 'Eos' ®	104									
Leucojum 'Gravetye Giant'	104									
Leucojum vernum	104									
Lilium candidum	104									
Lilium henryi	105									
Lilium martagon 'Arabian Night'	105									
Lilium martagon 'Manitoba Morning'	105									
Lilium martagon 'Orange Marmalade'	105									
Lilium martagon 'Snow Morning'	105									
Muscari armeniacum	105									
Muscari armeniacum 'Big Smile'	105									
Muscari armeniacum 'Blue Spike'	105									
Muscari armeniacum 'Dark Eyes'	105									
Muscari armeniacum 'Fantasy Creation'	105									
Muscari armeniacum 'Valerie Finnis'	105									
Muscari azureum	105									
Muscari 'Baby's Breath'	105									
Muscari botryoides 'Agressi'	105									
Muscari botryoides 'Superstar'	106									
Muscari comosum	106									
Muscari comosum 'Plumosum'	106									
Muscari 'Golden Fragrance'	106									
Muscari latifolium	106									
Muscari neglectum	106									
Muscari 'Pink Sunrise'	106									
Muscari 'Touch of Snow'	106									
Narcissus 'Ziva'	107									
Nectaroscordum siculum	106									
Nectaroscordum tripedale	106									
Ornithogalum arabicum	106									
Ornithogalum nutans	106									
Ornithogalum ponticum 'Sochi'	106									
Ornithogalum umbellatum	106									
Puschkinia libanotica	106									
Puschkinia libanotica 'Alba'	107									
Ranunculus mixed	107									
Scilla bifolia	107									
Scilla bifolia pink	107									
Scilla litardierei	107									
Scilla mischtschenkoana	107									
Scilla siberica	107									
Scilla siberica 'Alba'	107									
Sparaxis tricolor	107									

**MECHANICAL PLANTING**




'Ameland' ®	131									
'Flora Bègles' ®	179									
'Flora Livry-Gargan' ®	180									
'Flora Music' ®	149									
'Flora Nature' ®	181									
'Heiloo' ®	132									
'Kit Narcissus' ®	143									
'Limmen' ®	133									
'Nature' ®	134									
'Natura Paesaggio' ®	169									
'Natura Pléneuf' ®	170									
'Natura Proluxa' ®	171									
'Nature Evolution' ®	150									
'Océanique' ®	135									
'Prima Amusement' ®	151									
'Prima Annecy-le-Vieux' ®	159									
'Prima Asnières-sur-Seine' ®	160									
'Prima Bella' ®	161									
'Prima Blumberg' ®	162									
'Prima Classy Cocktail' ®	163									
'Prima Francia' ®	173									
'Prima Fun' ®	152									
'Prima Gusta' ®	174									
'Prima Ille-et-Vilaine' ®	164									
'Prima Jasper' ®	144									
'Prima Julia' ®	136									
'Prima Kemnather Frühling' ®	165									














# The Pictographs

	<b>Diameter of bulbs</b> (circumference in cm)		<b>Fragrance</b> Lightly fragranced		<b>Exposure to the sun</b> Prefers the sun
	<b>Height in cm</b>		<b>Fragrance</b> Heavily fragranced		<b>Exposure to the sun</b> Prefers partial shade
	<b>Diameter of flowers in cm</b>		<b>Planting depth in cm</b> Planting depth		<b>Exposure to the sun</b> Prefers the shade
	<b>Flowering time</b>		<b>Neck of the bulb to soil level</b>		<b>Soil type</b> Suitable for light soils (sandy and peat)
	<b>Type of foliage</b> Dark-coloured		<b>Naturalising</b> Flowers for several years		<b>Soil type</b> Suitable for medium heavy soils (sandy loam)
	<b>Type of foliage</b> Streaked		<b>Naturalising</b> Natural proliferation		<b>Soil type</b> Suitable for heavy soils (silty clay)
	<b>Type of foliage</b> Marbled		<b>Resistance to frost:</b> Variety that is frost-hardy up to 0° C, -5° C or -15° C.		<b>Attracts insects</b>
	<b>Density of plantation per m²:</b> from bulb to bulb		<b>Soil humidity</b> Prefers a well-drained soil		
	<b>Density of plantation per m²:</b> bulbs between annual plants		<b>Soil humidity</b> Prefers a very humid soil		
	<b>For cut flowers</b> Recommended		<b>Soil humidity</b> Prefers an extremely humid soil		
	<b>For cut flowers</b> Highly recommended		<b>Requires an acidic soil</b>		
	<b>Staking is advisable if the plant stands alone</b>		<b>Requires humus-bearing soil</b>		
	<b>Can be planted in a pot or container</b>		<b>For indoor cultivation</b>		

## Our stamps

	<b>Highly recommended</b> A variety recommended by us		<b>Heritage</b> Cultivated before 1900 or a natural variety
	<b>New</b> Introduced this year		<b>BIO</b> The variety can also be used in environmentally friendly cultivations
	<b>Our specialties</b>		
	<b>Bee Wise</b> Attractive to bees and butterflies		
	<b>Mechanical Planting</b> A variety that can be planted with our planting machine		





Verver Export  
Hasselaarsweg 30  
1704 DX Heerhugowaard  
The Netherlands

T: 00 31 72 505 1481  
E: info@ververexport.nl  
I: www.ververexport.com



The highest flower bulb sizes



A visit at the time of flowering



Unquestionably TOP quality bulbs



Best value for money



We keep our promises



An innovative range with mixes that are second to none



Technical advice



Preparation of your order by area of the town



Our website, guiding you through the selection process



Re-delivery within 48 hours if necessary



Delivery in non-returnable plastic crates



Our Flower Shows



An advisor is always at your side

We have found that our customers, by the numbers that are increasing year by year, have chosen to focus on Verver Export's 'values'.

This is your key to successful spring and summertime blooms! Demand nothing less...